

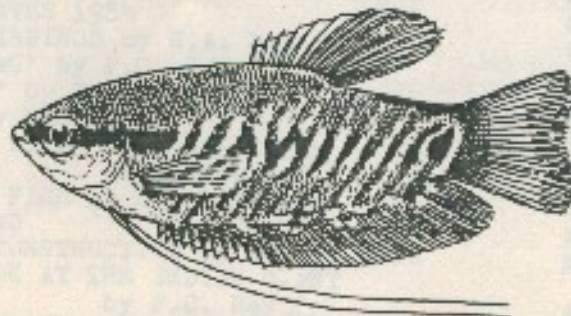
This cover first appeared in 1965, number 9,
Designer Mr K. England

SOUTHEND, LEIGH AND DISTRICT AQUARIST SOCIETY



QUARTERLY MAGAZINE

TRICHOGASTER PECTORALIS



SNAKESKIN GOURAMI

No. 9

SOUTHEND LEIGH AND DISTRICT AQUARIST SOCIETY
(founded 1935 or before)
Affiliated F.B.A.S. & A.E.E.L.A.S.

Meetings are held on the 1st and 3rd Tuesday of every month, the meeting commences at 8.30 p.m.
VENUE:-

ST. ANDREWS HALL,
ELECTRIC AVENUE,
WESTCLIFF-ON-SEA,
ESSEX.
(entrance in Southview Drive)

BI-MONTHLY JOURNAL
No. 96 February 1984

C O N T E N T S

OFFICERS FOR 1984-		page 2
EDITORIAL		page 3
PRESIDENTS PAGE		page 4
DID YOU KNOW1	by Terry Waller	page 5
WHATS IN A NAME	by Chris Cheswright	page 6
OPEN SHOW DATES 1984		page 7
HUMBLE BEGINNINGS	by G.A. Ray	page 8
FLY THE FLAG	by F.C. Ray '	page 9
TOP SECRET'	by Terry Waller	page10
CROSSWORD	by Fred Ray	page 13
RIFT VALLEY LAKES	by Linda Adams Walthstow A.S.	Page 14
RIFT VALLEY FISH	by Kevin Browse	page 15
PRESS CUTTING		page 16
FISH HOUSE CONSTRUCTION	by Kelvin Holt	page 17
TAKING A LOOK AT THE INDIAN GIANT		
	by F.C. Ray	page 20
PROPOSED MEETINGS FOR THE COMING YEAR		page 25
JUDGING AND SHOWING GUIDE		page 27

COPYRIGHT - Any original material appearing in this journal may be reprinted provided permission has been sought from the editor and full mention is made of S.L.A.D.A.S. and the author.

PRESIDENT

DAVE BURGESS. 11 Silverdale Avenue, Westcliff-on Sea, Essex
Telephone; Southend 337196

VICE PRESIDENT

FRED RAY. 20 Windmill Steps, Kursall Way, Southend-on-Sea, Essex
Telephone: Southend 615137

SECRETARY

TERRY WALLER, 32 Hamilton Road, Heath Park, Romford, Essex.
Telephone: Hornchurch 59982

TREASURER

DAVE BARON, 17 Belgrave Close, Eastwood, Essex.
Telephone: Southend 527307

EDITOR

KELVIN HOLT, 18 Stebbings, Langdon Hills, Basildon, Essex.

ASSISTANT EDITOR

KEVIN BROWSE. 6 Seven Acres, Wickford, Essex.
Telephone: Wickford 67640

LIBRARIAN

DAVE HOUNSELL. 19 Windmill Steps, Kursall Way, Southend-on-Sea, Essex.

PUBLIC RELATIONS OFFICER

CLIFF ABLITT. 57 Fraser Close, Shoeburyness, Essex.

SOCIAL SECRETARY

GILL RAY. 20 Windmill Steps, Kursall Way, Southend-on-Sea, Essex.
Telephone: Southend 615137

CATERING SECRETARY

AUDREY CHESWRIGHT. 2 Cedar Avenue, Wickford, Essex.
Telephone: Wickford 2531

MEMBERSHIP SECRETARY

BARRY McDONALD. 62 Wear Drive, Springfield, Chelmsford, Essex.
Telephone: Chelmsford 252271

TABLE SHOW SECRETARY

ANDREW WALLER. 32 Hamilton Road, Heath Park, Romford, Essex.
Telephone: Hornchurch 59982

EDITORIAL

Here I go with my second Journal, firstly I trust you all had a Merry Christmas and will have a prosperous New Year.

Club meetings since the last Journal have gone well, the A.G.M. was well attended and there were two new committee members elected, Barry McDonald (Membership Sec.) and Cliff Ablitt (P.R.O.). Also there was a change in the rules concerning membership fees. It was decided that fees would become payable at the A.G.M. for existing members and any members joining after that date fees would become payable in the month they join and then one year after that date.

Next meeting at the end of December was the Cheese and Wine Party and it seems everyone had a good time. Our many thanks to Lucille Burges for presenting the Club trophies and to Audrey for arranging the food and drink and Cliff Ablitt for taking the photos. The table shows were both well supported with David Eke winning the Fry Rearing and Terry Waller the Novelty tank, which had about 18 entries.

The New Year arrived and we had a talk on livebearers, firstly Terry (I'll fill in) Waller on general livebearers keeping, then after the tea break Stan Thersdon spoke on different types of fish that can be kept. Andrew Waller was pleased with the number of entries in the table show.

On the 17th January we had a talk on Labyrinths given by Mike Shadrack of Ilford A.S. This was very informative with a general talk on all different fish that can or do survive on atmospheric air e.g. walking catfish and lung fish. After the tea interval, Mike spoke on the different fish more often found in aquaria at home and breeding of Gouramis. Also it was very pleasing to see 64 people at this meeting. Here I would like to say that any newer members or visitors, if they have any problems or would like to know about any specific item PLEASE ask any member and they will help find someone who is interested in the aspect of fishkeeping be it plants, livebearers, Malawi Cichlids or what ever.

Next I would like to remind you about the Open Show on Saturday 5th May at St. Clements Hall in Leigh High Road. Terry Waller is Show Secretary and has roughly out lined Jobs for members on the Saturday. Firstly, on Friday afternoon help is needed in moving all the show staging from under the stage in the club hall in Westcliff to Leigh. Secondly, on Friday evening the staging has to be erected in Leigh, ready for people to bench fish from very early on Saturday morning. On the Saturday there are lots of Jobs to be done from very early on (Terry will be there all night Friday). Dave Burges would appreciate any prizes for the tombola you would care to donate as soon as possible as this all takes a lot of organising.

Last year we had a very successful show with nearly 700 entries from all over the South East England.

Well thats about all from me at the moment, I hope you enjoy this Journal and if any of you would like to write any article or suggest any articles you would like to read about PLEASE come and see me.

KELVIN HOLT

PRESIDENTS PAGE

Now we are well into another year of fish keeping. The A.G.M. passed with a full committee being appointed and some members still willing to stand. This is a good position for the club to be in. Other years we have had to scrape around for committee members. I hope those members who were not able to be elected will still be able to help in any capacity especially with the Open Show

The Open Show is our next great event, and from what I hear from Terry Waller this is going to be really great. With added classes and attractions.

This of course, is really good news, but extra help will be needed and that means YOU.

As you will know I have been asking for food donations for hamper that is going in the grand draw and any odd and ends for tombola prizes.

I hope this does not seem as though the club is on the scrounge but doing things in this way does help keep your subs. down. So I hope you will bear with me and come up with some donations.

Last night 24th January most of the committee attended a meeting around Audrey's house to try to arrange the next club card. If all the people Terry is going to ask, come to the club in the next 12 months, then we should carry on having some very interest; meetings.

Also here is some good news - London Zoo have given us a date to visit the zoo and have a guided tour of the aquariums, so a club outing will be arranged. The date is 20th May 1984, a bit close to the Open Show I know, but as we have waited about 3 years for the invitation I feel we must accept. Other outings are being planned and further details will follow.

The meetings have been very well attended lately. With an excess of 60 people at some meetings. This is very nice and really good to see so many people all enjoying the hobby and trying to gain more information. But it could be more of an advantage if people sat down quickly when asked and listened when the meetings start. Also its getting to be a bit of a Job to settle people down ready for the second half of the meeting. I know its nice to have a chat, when we have a speaker from another club who has often travelled miles to be with us, it is only polite to give him as much time as possible to give his lecture, especially as who ever is talking often spent weeks preparing for it. After all it is him you have come to listen to and learn from isn't it ? So lets have a quick start to meetings and a quicker return after the tea break, please. I hope you won't think I am having moan but with a larger attendance and limitation of time we must keep things in order.etc.

That's it for now, look forward to seeing you at club meeting Next Journal will be the Open Show Edition.

Happy fish keeping,

DAVE BURGESS

DID YOU KNOW ? (BET YOU DID'NT)

TERRY WALLER

Mbuna means - rock dwelling

Croydon is the oldest aquarist society

East London is the second oldest aquarist society

Cannock A.S. Best Plant was won by R. Pot

Oldham A.S. meet at the Angel Hotel

The Pres . wins the raffle (often)

Peter Capon, Derek Durrant, and the late Dave Cheswright all had articles published in the Aquarist and Practical Fithkeeping

Terry reckons Wisa pumps are the best you can borrow

A Breeders Team or entry is usually Four Fish, bred by the exhibitor with the date of birth on the label

Class L is for Loaches

Kelvin can't get articles for our mag., thats why your reading this rubbish

Class N-bm is for pairs of egglayers, N-ot is for pairs of livebearers, in each case you must have an identifiable male and female of the same species.

A couple of years ago two MALE Odessa barbs won the PAIRS Championship class

A few years ago a Corydoras was judged and got in the cards at a big show, the owier was a bit surprised because it was DEAD

David Eke won the Fry Rearing contest this year

We had 16 Swordtails at our table show, thats more than most Open Shows

Frank Chapman looks SOOOOOPER in his SLADAS Tee Shirt

Colisa lala is the Dwarf Gourami, ask Doug

Its a long time since we had any bread pudding at tea time isn't it Audrey

Peter Capon has bred more W.C.M.M. than most of the Singapore fish farm put together (well nearly)

Corydoras and Characins both have Adipose fins, they also inhabit the same locality, makes you think doesn't it

This great line appeared in an Essex club magazine a few years ago "weed your fish once lay"

WHAT'S IN A NAME ?

by CHRIS CHESWRIGHT

When most people in the hobby of fishkeeping start, they go into fish shops and are confronted by a barrage of names, such as Neon Tetra, Tiger Barb etc., some fish will not be referred to by any name often purely as loach or barb. Such names are often incomplete or misleading, most shopkeepers having insufficient time to identify the stock fully. \j

Once you've got the fish you may want to know more about it by referring to your Tropical Fish books. In the index your fish is nowhere to be found or the name you were given refers to a totally different fish. Your fish is found under another name. What has gone wrong? The name given to you was the common name and is a name given to an organism (animal or plant) by a person, usually in reference to some characteristic, e.g. Blue Tetras are referred to as such because they have a blue sheen. However the same fish will probably be referred to by a different name in another shop elsewhere in this country and obviously abroad. Some fishes may have upwards of twenty common names depending on where you happen to be.

The same problem existed many years ago and led to problems when scientists came together, they couldn't understand which types of plant or animal each other was on about. In 1735 a Swedish Naturalist Carl Linnaeus, produced a system of naming living things that is now used world wide. This system is known as the binomial system, which involves the giving of two names to every living thing e.g. *Corydorus aneus* the bronze cat fish.

The first is known as the Genus and always begins with a capital letter, the second is the species and always starts with a small letter. In books they often appear in italic capital letters or underlined in order to distinguish this from the rest of the text. There is only one organism with this species name and so no confusion should occur when using this there will however be a number of similar organisms sharing the Genus name, these will have certain characters in common. For example *Corydorus* can be broken up into Cory - meaning Helmeted and dorus meaning spear (referring to the sharp plates along each side).

Most experienced fishkeepers will therefore tend to refer to fish by the scientific name as by using this only one fish is being referred to. It does take a short time to get to grips with some names but once you have they are rarely forgotten. Try these two for starters *Limnurgus innominatus* or *Gymnocorymbus ternetzi*.

Another advantage is using scientific names is that many fishes do not possess a common name and are therefore only referred to by a scientific name.

How does a fish gain a name? Often the fish is named after a person who found it often someone who helped the collector or person renowned in the fishkeeping hobby, the place or area of collection or some distinguishing characteristic. In the case of fishes named of people the name is often 'latinized' and in the case of a man the name has an 'i' added e.g. *Corydorus axelrodi* is named after Herbert R. Axelrod and in the case of a woman the name has 'ae' added e.g. *Xiphophorus evelvnae*.

Cont.....

cont.... **What's In A Name** by Chris Cheswright.

If named after a place an 'i' is generally added thus *Apistogramma caetei* was found in the River Caete (*Apistogramma* refers to false line, in reference to the unusual lateral line)..The final category involves the naming after a distinguishing character e.g. *Pseudoxiphophorus bimaculatus*, the species name refers to the two spots evident on the side. Pseudo, in the Genus means false, Xiphophorus means bearing a swordtail. The whole name therefore means a false swordtail bearing two spots.

Thus the next time you ask someone 'Whats that fish ?' and they reel out a scientific name don't ask whats its common name (it may not have one) try to remember its scientific name. After all in some cases the difference is very small for example *Corydorus agassizi* has a common name of Agassiz's Catfish.

OPEN SHOW DATES FOR 1984

15th April Croydon

24th June Strood

5th May Southend

S.E.L.A.S. 7th July

K.A.S.S. 18th March

22nd April Malvern

13th May Folkestone

22nd July Deal

26th August Ashford

23rd September Walthamstow

Did you know that Dave Millins, secretary of Walthamstow Aquarist Society, works for the jewellers "Fish Brothers".

Frank Chapman caption, "In our Federation its amazing how everything gets blown up out of all proportion".

HUMBLE BEGINNINGS

by G.A. Ray

Fred and I first started keeping fish about 2½ years ago. I went to an auction and saw a tank 3' long and bought it for £6. It had a heater, pump, under-gravel filter and gravel with it. The only thing wrong with it was that it was painted black on the back and sides. I put it under the stairs as I was still getting straight after moving into a new flat.

I had always wanted to keep fish and after going to a party at a friend's house (who had a very nice tank set up) Fred and I decided to set up our tank. Alan has a lot to answer for.

Fred bought some wood to make a stand and after some time (about 6 months) it was finished. Fred cleaned up the tank as it all black outside and green algae on the inside, it looked terrible. I was quite shocked at the results as under all that mess was a nice tank.

We set it all up and at first we bought some Neons, Glowlights and Guppy's, that sort of thing. After a while, when we thought the tank was alright we bought some angels and other fish. Our friends used to come over and find us sitting in front of the tank with our backs to the television. Not long after we found that one tank was not enough, so we bought two 30" tanks, which Fred built into a fireplace he built when we decorated.

Then our neighbour, Dave, bought a 4' tank which he saw advertised on a postcard in the post office window. He didn't know at the time but we had also seen the advert, and were going to phone up about it. Any how he beat us to it.

Unfortunately for him Dave had a lot of trouble with it, it leaked, then a strap broke and he put it away in a cupboard. One night he came in to tell us that he had bought another tank and he was so fed up with his first one that he was going to throw it away. Yes, you guessed it, Fred had it. So now it's set up under the stairs.

After a while Fred talked one of his friends at work into keeping fish again, after a break of several years, while we were in Leigh one day, we saw three 4' tanks for sale. We couldn't afford them at the time so Fred told his friend about them. He bought them and Fred helped him to get them home and somehow along the way, persuaded him to part company with one of them. That is also out under the stairs.

While we were visiting Studio One we saw a poster advertising the Open Show and decided to go. Once at the show we really impressed by the fish and decided to join the club after the first few meetings. So we had joined and we were interested in showing our fish, but did not know how to, so we asked and were told how to go about it.

cont...

cont.. **HUMBLE BEGINNINGS** by G.A.Ray

We went to our first Open Show in Diss. I think we entered 4 fish, 2 disqualified as the tanks were too small, we came second with a pair of 3 spot Gouramies and fourth with a Firemouth.

That was it, we were hooked. We had learnt by our mistakes but we won 2 cards and had a really nice day out as well.

At the next Annual General Meeting Fred was appointed Librarian and I was roped in as Social Secretary, the thought of which frightened me to death. But the Committee and the previous Secretary all helped me.

I was in two minds whether or not to stand again this year as when I looked back I didn't think I had been in the Club for long enough or been on a Committee before, but apart from being wiser this year, I did enjoy being on the Committee, the other members were great and I was grateful for their support.

I think the first year must be the hardest so it can only get easier.

I think that apart from the two coach trips, a meal out and the disco that I have organised this year, the thing that stands out in my mind is the Open Show. It was a day when everyone worked hard, but at the same time, I think we all enjoyed ourselves seeing everything going so well, and a success due to Dave and Terrys organising. It ran really smoothly. I shall be looking forward to this year's Open Show with even greater anticipation.

FLY THE FLAG

by F.C. Ray

By the time you read this, all of you should have seen the Club Tee-Shirts. Although the first order for 50 shirts was sold out on the first night they were available (before they had even been seen), if enough people want more we can place another order. If you haven't seen them already, they are Navy Blue with the Club badge emblazoned on the front and back in Silver.

They are available in small, medium, large and ex-large Adult sizes and childrens sizes 22, 24, 26, 28, 30 and 32 inch chest.

The price is £2.75 for all sizes, but delivery may be a little slow as we have to place a minimum order of 12 tee-shirts.

If you order now they will be available for our Open Show on Saturday the 5th of May.

It would be nice if as many S.L.A.D.A.S. members as possible could wear Club Tee-Shirts.

TOP SECRET.....TOP SECRET.....TOP SECRET

On one of my club visits I happened to pick up a sheet of paper that someones lunch had been wrapped up in. This document turned out to be the entrance exam paper for Junior Judges of one of the North Country Federations

Time allowed for answering paper - 8 hours (applicant will be accompanied at all times by an impartial observer)

Answers will be in pen and only joined up letters accepted.

1) What is the basic colour of the following fish?

- a) Red Sword tail
- b) Black Mollie
- c) Blue Limia
- d) Silver Tetra
- e) Black Moor

2. Where do the following come from ?

- a) Buenos Aires Tetra
- b) Amazon Sword Plant
- c) Hong Kong Pleco
- d) Congo Tetra
- e) Australian Rainbow Fish

3. Spell the following?

- a) Cichlid
- b) Killifish
- c) Corydoras

4. If we cross bred a Zebra Danio with a Zebra Cichlid could the fry be called a Zebra Crossing?

5. Explain in as much detail as possible why plastic plants don't grow as well as natural plants.

6. Is Waltherus Gabrielus the latin name of the Archer?

7. Name the odd one out?

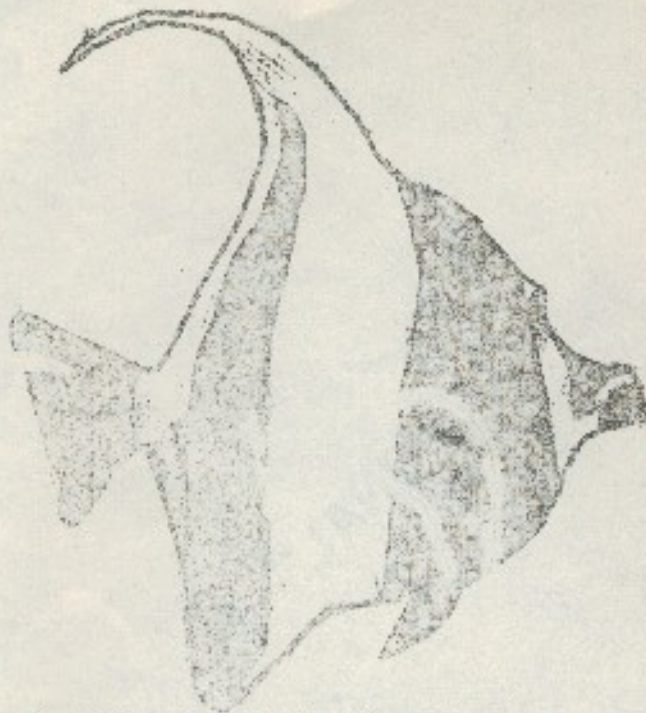
- a) Spanner Barb
- b) Checker Barb
- c) Cherry Barb
- d) Blue Whale

8. How much water is there in a pint?

9 If our community tank is to be a happy one, should we include a Clown Loach, Harlequin, Clown Barb, Merry Widow.

10. At what age does a half -beak become a full beak?

TERRY WALLER





MARINE
AND
TROPICAL
FISH

AQUARIUMS + MORE

EXPLAINED IF MARINE - TROPICAL
AND COASTAL
FISH AQUARIUMS MADE TO YOUR OWN
SPECIFICATIONS

STUDIO ONE
AQUATICS



OUR EXPERIENCE IS VAST, OUR ADVICE FREE

23 MONKEY GROUP,
1-800-39-6611

SOUTHEND 714632

AQUATIC AND PET SHOP

81/83 SOUTHERNHAY, BASILDON.
TELEPHONE: BAS.21680

TROPICAL
AND
COLDWATER
FISHES

PLANTS,
FOOD
AND
EQUIPMENT.

ALL LIVESTOCK
FOODS AND
REQUISITES



LARGE SELECTION
OF DOMESTIC
LIVESTOCK

CROSSWORD by FRED RAY


ACROSS

- 1 A large one may be public
- 7 See 3 Down
- 8 Native coldwater fish
- 9 High top fin
- 11 Active during day
- 13 "-----" Spot Gourami
- 16 Grass-like aquatic plant
- 19 Acid or alkaline ?
- 21 Very primitive plants.
- 22 Latin initials for Tail-eye pencil fish.
- 23 Spanish Fleet
- 24 Leaves at bottom of plant
- 25 Troubles
- 27 Fin behind vent
- 29 South American live-bearer
- 31 Fish or pet?
- 32 Clown, for example
- 33 "-----"Spot Barb

DOWN

- 1 "Nana" plant
- 2 + 17 Good place for a filter
- 3 + 17 across. *Cichlesome erythraeum*
- 4 " " *amphiacanthoides*
- 5 Adult elver
- 6 Expire
- 7 Valuable crustacean
- 10 Not old
- 12 Brine shrimp
- 14 Tail fin
- 15 Female
- 17 See 2 down
- 18 With a ph above 7
- 19 Heavenly fish
- 20 Fishes with a limited life-span
- 26 Irritation
- 28 The entire number
- 30 Thank-you

(Solution in next Journal)



RIFT VALLEY LAKES

by Linda. Adams

The two most important lakes in East Africa are Lake Tanganika and Lake Malawi, but there are a number of other large lakes and ponds which also contribute to the largest collection of Cichlids in the world.

Lake Tanganika is 404 miles long and is about 50 miles at the widest part, nearly 5,000 feet deep in the Southern basin. The water temperature is fairly stable at 75-80°F and has a high pH of 8.6 - 9.5. 210 fish species have been recorded with 140 being Cichlids.

Lake Malawi is smaller, 350 miles long and 50 miles wide, it is approximately 1,500 feet above sea level and is 2,500 feet deep,(at deepest end), temperature and high mineral-salt concentration is about the same as Lake Tanganika but the pH is slightly lower 7.7 - 8.7 with 285 fish species, 217 of which are Cichlids.

The underwater terrain is rocky with lots of crevices and plenty of algal growth.

The more commonly imported species of cichlids are the genus, *Lamprologus*, *Haplochromis*, *Pseudotropheus* and *Melanochromis*. There are many other different genus of cichlids and more and more are being found and imported.

FISH

Mbuna - Shore dwelling cichlids, these are the most suitable for a home aquarium.

Utaka - (deep water fish) generally grow far to big.

Most Mbuna do not grow bigger than 8cm - 15cm long so an average 4 -ft. tank will hold a colourful collection of about 12-15 fishes, and providing plenty of caves and rocks are included most will live and breed peacefully together.

Linda Adams Walthamstow A.S.

RIFT VALLEY FISH

by KEVIN BROWSE

A reasonably new facet to the aquarium hobby is the keeping and breeding of the Rift Lake Cichlids. Listed in there order of importance to the aquarist they are Malawi, Tanganika, Victoria.

A term used in Malawi to describe the two main types of fish is applied to most Rift Lake cichlids regardless of origin. These are Mbuna meaning rock dwelling and Utaka open water fish.

Mbuna - These may spend there whole life without moving more than 10 feet from where they were bom. They are generally territorial,highly coloured and aggressive.

Utaka - These are fish that go through life living normadic existance. The dominant male is usually the only colourful fish.

Similarities between Mbuna and Utaka

Mbuna generally are vividly coloured and what is most unusual is that this bright colouration is not limited to the male of the species. Most males exhibit a blue body colouration and females a yellow/orange. Like most things there are exceptions, *Pseudotropheus lombardi*- It is the female who is blue and the male yellow. However, sexing Mbuna is not just putting two different coloured fish of the same species together and waiting, for it is normally only the dominant male who shows his true colours, immature and subdominant males show the females colouration. However, a reasonably sure method of sexing can be obtained by looking at the males` anal fin. You will see spots, usually yellow, and in the male these spots will have a clear edging. These spots are known as egg spots and are not restricted to the anal fin. They may also be found in the dorsal, especially with Utaka.

These fish are polygamous unlike South American Cichlids, no pair-bond is established either before, during or after spawning. The male will mate with as many willing females as he can attract.

In the confines of an aquarium, where there are only paires of each species kept, the females will come in for a lot of punishment,. It is much better to keep your fish in the ratio of one male 2-3 or more females. This is known as the Harem system,
... TO BE CONTINUED

cont...

Did you hear about the SLADAS member who set out for the Tonbridge Show with his son and overshot the hall and didn't realise it till he was on Eastbourne prom.

The Four Eyes, *Annableps*, was the first named livebearing fish

Other great fishkeepers include Sir Winston Churchill, he got his Red Eye Red Swords from East London Club. The Godfather. Marlon Brando could be seen feeding his tank in the film as could Dustin Hoffman in the Graduate. Have you made any sightings of fishy bits on Telly.

PRESS CUTTINGS



HARD LUCK!

HARD LUCK, ladies, your whites could be looking a little greyer shortly. But don't blame the soap makers. The water chiefs are the culprits.

For homes in South East Essex will be switched over to "hard" water from February 1st. And that means fewer bubbles from your soap powder.

The controversial move, expected to save Essex Water company £600,000 a year, will bring Southend, Rochford, Castle Point and Basildon in line with the rest of the county.

But the supply will still be slightly softer than in most other areas because of the processes used at the Langford and Haslingfield Reservoirs, which serve the area.



Water chiefs planned scrapping soft water six months ago, but faced fierce opposition from householders, including Southend councillor Wyn Fee, who took the dispute to the House of Lords. But she lost the battle.

She claimed the company had a statutory duty to supply soft water and the changeover would cause bottles and pipes to fur up. And she claimed hard water would put pounds on old folk's washing powder bills.

Bubble trouble adds to the washday blues

But the water company says the difference will be hardly noticeable and could forestall future rises in the water rate.

A spokesman said: "We have already tried an experiment in Billericay where the softness was removed and nobody noticed the difference.

"Not only will we save £600,000 a year, we also believe hard water is healthier and safer.

"Soft water contains sodium which can cause hypertension and high blood pressure and it also corrodes pipes and fittings.

"We have been in touch with washing powder manufacturers and we are satisfied that the money saved is greater than the extra cost to the consumer in getting a decent lather.

"The water will still be softer than in most areas and



● Councillor Wyn Fee

we are confident that you will notice very little difference. The savings we can be passed on to the consumer. It could be forestalling a future rate rise."

The changeover will take several days to complete as new water replaces the water already in the pipes.

Kiss of life for goldfish

A SOUTH LONDON policeman was more than a little surprised when a woman asked him to come and have a look at her goldfish.

She thought the goldfish was dead, as it was lying upside-down in her aquarium, floating on top of the water.

However, the beat policeman, Peter Evans, has kept fish himself for a number of years, and he felt he could do something to "bring it back to life."

Without hesitation, he gave the fish mouth-to-mouth resuscitation.

Began to breathe

"I was a bit bemused by the nature of the woman's request," P.C. Evans told *The Weekly News*.

"But, when I saw the fish, I realised that it had only stopped breathing a matter of minutes beforehand.

"I tried the 'kiss of life' on one of my own fish once, and it worked then, so I thought I might as well give it a try."

After about ten minutes, the fish began to breathe again on its own.

"Once I'd popped it back into its tank, it was swimming around quite happily, as though nothing had happened."

Caught! Jumpy piranha sets off alarm

WORLD

WASHINGTON: Police thought they were set to catch a burglar when they arrived outside a shop and heard banging noises inside.

But when the armed officers burst in they found a 24lb piranha fish thrashing about. It had set off an alarm when it jumped out of its tank.

FISH HOUSE CONSTRUCTION

by KELVIN HOLT

As some of you know after the Open Show last May I was bitten by the fish keeping bug of wanting more tanks, but no room in the house to put them. About July, I embarked on building a fish house in the garden, courtesy of our understanding Bank Manager The garden is only small so I decided to re-arrange that as well. So off to work I went.



Firstly a wall near the back door had to come down and some steps leading to the back gate also had to go. I only put them in 3 years ago. Unfortunately, I made the cement a bit to strong and what a job it was to knock down, I broke one sledge hammer handle and a club hammer. It took about 2 weeks on and off to remove the bricks and pile them up at the far end of the garden to the right of where the fish house was to go, the bricks were needed as the hardcore for the floor.

The earth in the garden was higher than the pathway outside, so I ordered a skip to remove some earth and sink the bottom two foot of three of the walls below ground level as the fourth wall was already standing. One 8 yard skip was filled in two days with the help of most of the local kids, (after sending my three to Nannies that day).. Two weeks later another skip, this took longer to fill up. After another two weeks a third skip was ordered this one took the whole week to fill.

By now my garden had a hole in it 12ft. by 10ft. by about 4ft. deep.

Now the hole was ready for the floor, firstly in went the hardcare (breaking up about 500 or 600 bricks from the old walls with a club hammer), this took about a week in the afternoons and a Sunday. This made the hardcore about 12 inches thick on top of this was laid some plastic sheeting and then a friend brought me 1½ yards of ready made concrete around. I had only been around to see him the afternoon before and was not expecting it to come, there I was at 5-30 p.m. the next day having concrete pumped into the hole so the floor was quickly and roughly laid.

Cont...

....cont. FISH HOUSE CONSTRUCTION by KELVIN HOLT

Unfortunately, 1½ yards was just a bit too much and brought the floor up about 2 inches higher than the outside pavement.

By now it was the middle of August so I decided to have a rest and wait until my holiday in September to do any more work on the fish house. Denise and the kids went away for two weeks from August Bank Holiday Monday and I thought I would finish the floor whilst they were away, so the floor was painted with syntha-proof to stop the damp rising and then covered with polythene, on the top of this 2 inches of cement was to be laid and smoothed to finish the floor. However for the next week (the first of my holiday) it did nothing but rain, so that wasted one week (typical all that nice sunny weather I start my holiday and it rains and rains).

Eventually the rain stopped and work on erecting the walls began. Firstly 1500 bricks were ordered (only seconds as these are cheapest), 150 celcon blocks (24- x 8 x 4 inch- thick), 7 bags of cement, 2 yards of sand and 1 yard of shingle (for another garden job). Where the old garden wall stood. about 2ft. of earth was removed making a larger patio nearer the house and a new wall was put up. The patio area was then loose laid with crazy paving and some of the shingle, (this is because of a -council drainage system on our estate which must not be cemented over). With this part finished at least Denise and the kids could get out in the garden if they wanted to.

Now I could make a start on putting up the walls of the fish house. Not being a builder I have made some mistakes but I think all will be well in the end. The outer wall was laid first bringing it to above ground level. When it was about 3 bricks above the ground a P.V.C. damp course was placed in the wall to stop rising damp. The walls were then built up to the height of the existing fourth wall already standing. At about 4ft. above ground level some wall ties were placed to hold together and strengthen the outside and inside walls. Erecting the outside walls took up all of my second weeks holiday, especially as I was going up to Cambridge to visit 3 shops on the last Saturday (this is another story just ask Chris Cheswright or Wilf Chapman).

Going back to work at the end of September put pay to much more work in the garden. However I had a spare weekend in October and was ordered back outside to do some more. The outside wall nearest the house had about 6 more courses of bricks placed on it so that the roof could slope down towards the outside garden wall. Then I made a start on the inside wall, with the large celcon blocks. I thought this would be easier than the outside (how wrong I was). On the Sunday, out I went into the cold and frost. After about 4 hours I had only put up about 36 blocks, not forgetting to leave ¾ inch air gap between inner and outer wall, so damp would not come through the walls, but whilst doing this the skin of three of my fingers was taken off. THAT WAS IT.. I HAD HAD ENOUGH

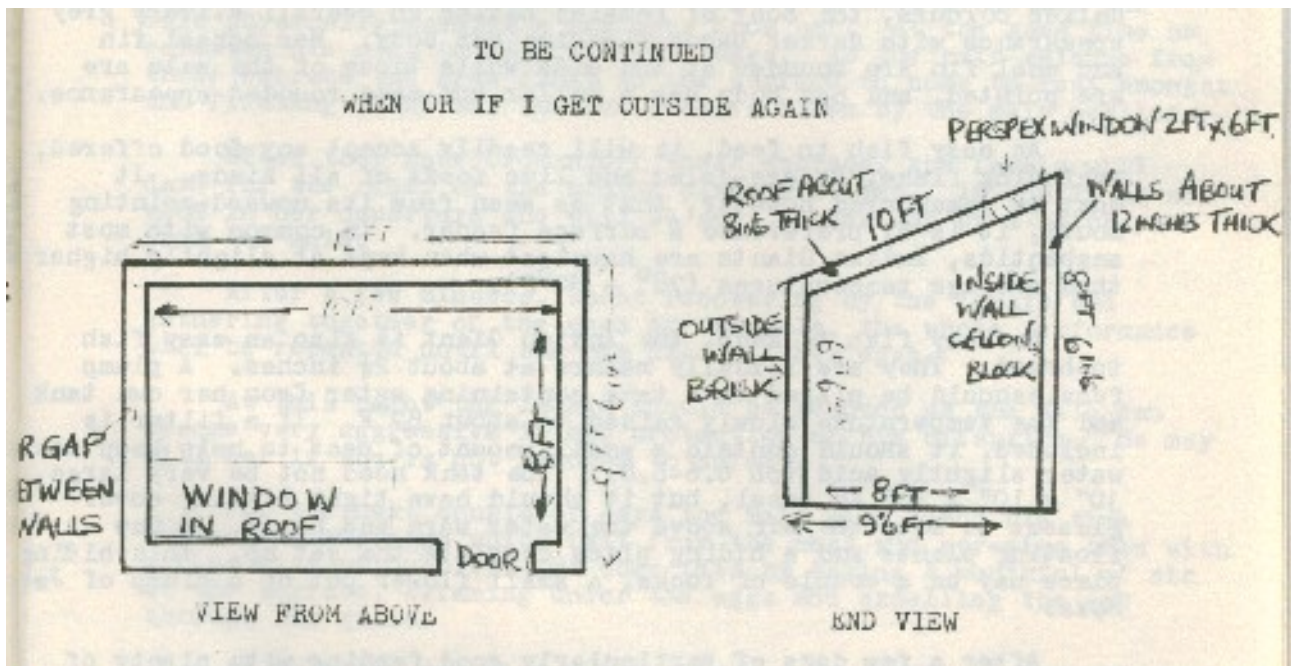
Work outside stopped completely till after Christmas, as most of November and all of December are rather busy for a Milkman.

January - And I put up some more of the inside wall. The second week of January I had a weeks holiday and work-started again in earnest.

Cont...

Sunday up went nearly all of the remaining inner wall. By the Monday it was level with the existing outside wall now a problem how to shape the walls to slope from front to back. On Tuesday a neighbour who is a bricky told me how, Wednesday another 400 bricks were ordered and turned up within an hour. I still wasn't sure how to cut the bricks so my neighbour came around and showed me on one wall, at the same time I had to man handle the bricks over the fish house wall (due to walling up the entrance to the garden), it took me all day Thursday to lay the bricks at each end of the fish house.

At last. Now for the roof, all the wood had been ordered on the Friday morning. However this supplier was not reliable and did not turn up until about 4 in the afternoon. The wood was brought into the living room downstairs and lent up against a wall, (it had to come inside to keep it dry). Unfortunately the rest of my holiday was rained off and was too windy to put the roof on. Now three weeks later the wood is still inside because I need one day to put up the roof frame and another to put up the inner and outside roof.



TO BE CONTINUED WHEN OR IF I GET OUTSIDE AGAIN

HAVE A LAUGH

"Did I ever tell you" enquired the War Hero "of the time aboard a destroyer that was torpedoed in mid-ocean. I had to live for sixteen days on a can of sardines". "Goodness" gasped his sweet young thing "weren't you scared of falling in".

Don't book your holiday the same time as Kelvin (Ed) as you will have guaranteed rain.

TAKING A LOOK AT THS, INDIAN GIANT

by F. C. RAY

The Indian Giant Gourami (*Colisa fasciata*) is a very peaceful fish and will make a beautiful addition to any community tank. A well fed and therefore well coloured Indian Giant is indeed a joy to look at. Its red and blue bands (which give the fish its other common name of Banded Gourami) rival the brilliance of the Dwarf Gourami. The dorsal fin is pale blue, with the rear quarter spotted with numerous small red flecks. The anal fin is predominantly deep blue with a bright red lower edge and a few bright red marks at the rear end. The caudal fin is only slightly forked and coloured with small red spots. Its body is not as compressed or as deep as other members of genus *Colisa* the F.B.A.S. show size is 100mm for males and 90mm for females. They are shown in Class E.

Females are easily distinguished from males by their much duller colours, the body of females having an overall silvery grey appearance with darker bands flanking her body. Her dorsal fin and anal fin are rounded at the ends while those of the male are pointed, and her body has a fuller and more rounded appearance.

An easy fish to feed, it will readily accept any food offered, including flake, freeze-dried and live foods of all kinds. It must be remembered however, that as seen from its upward-pointing mouth, it is by preference a surface feeder. In common with most anabantids, Indian Giants are happiest when kept at slightly higher than average temperatures (78- 80° F).

An easy fish to keep, the Indian Giant is also an easy fish to breed. They are sexually mature at about 2½ inches. A plump female should be placed in a tank containing water from her own tank and the temperature slowly raised to about 82° F. If a filter is included, it should contain a small amount of peat to help keep the water slightly acid (pH 6.6-6.8). The tank need not be very large. 30" x 10" x 10" is ideal, but it should have tight fitting cover glasses to keep the air above the water warm and humid. A few floating plants and a hiding place complete the set up. This hiding place may be a couple of rocks, a small flower pot or a clump of Java Moss.

After a few days of particularly good feeding with plenty of live foods, your female should be nicely rounded and ready to meet her suitor. If more than one male is available, the brightest coloured fish should be selected, not necessarily the largest.

If he is introduced to the female in the evening, he should be showing off to her by the next morning. With fins stretched and colours blazing, he will swim in front of her, quivering with anticipation. This showing off can continue for a few minutes or a full day, depending on the female's willingness to co-operate. If he gets a response from his spouse he will dash off to a spot in the tank that he has selected as a site for his nest. This is not a very sharply defined area, as the Indian Giant's nest is nowhere near the firm construction of the Dwarf Gourami (*Colisa lalia*) or the Siamese Fighting Fish (*Betta splendens*).

Cont.,

.....cont. **TAKING A LOOK AT THE INDIAN GIANT** by F.C.RAY

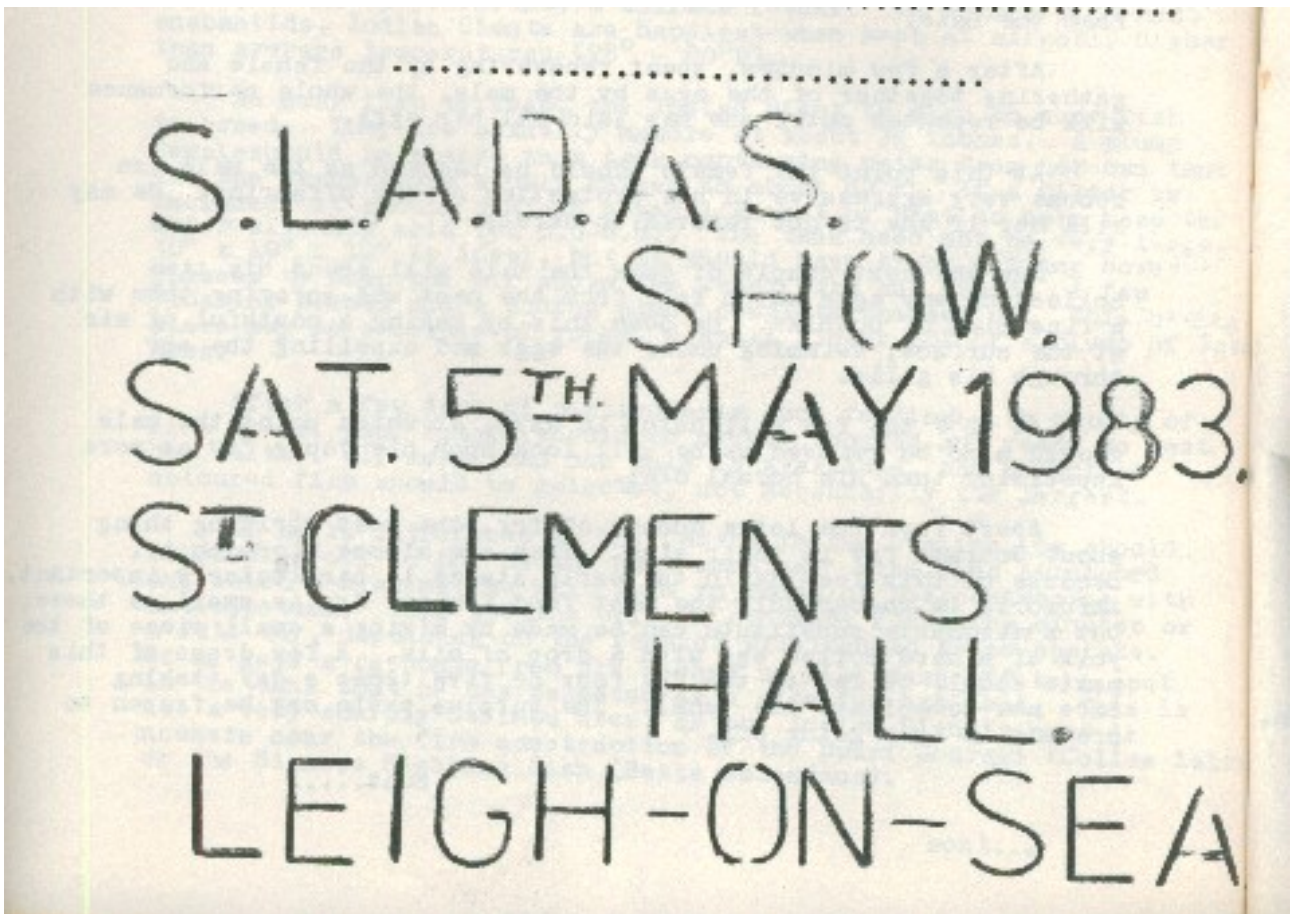
As soon as the fry are large enough, at about one week old, they can be fed on newly hatched brine shrimp and finely ground flake: food, gradually increasing the size as the fry grow.

Assuming that you have overcome the problem of such large numbers, the next critical stage comes at the three to four week old stage. This is when the young fish develop their "labyrinth".. This is the auxiliary breathing organ, common to all anabantids, which allows them to utilise atmospheric air. It is because of this that a tight fitting lid to the tank is a necessity. If one is not used the air above the water will be cooler and dry. The sudden shock caused by taking a gulp of cold air is certain death for a young Gourami fry. Losses will be high at this time even with the lid, but those that survive this period of their development should encounter no further problems and grow rapidly if well fed.

As with all fry, some stronger fishes will emerge and grow faster than the majority. These larger fishes must be removed to prevent them from eating their smaller brethren.

Culling out of small and deformed fry is critical to the development of the rest, as the tank space is going to be a deciding factor in your success or failure at raising your fry to maturity.

If you are looking for a fish to start you on the road to breeding I suggest you take a look at the Indian Giant Gourami, and good luck.....




SUNDAY 20TH MAY.

DAY TRIP

REGENTS PARK ZOO

SEE GILL RAY FOR DETAILS

POSSIBILITY FOR LIMITED NUMBER OF MEMBERS
TO SEE BEHIND THE SCENES OF THE PUBLIC AQUARIA
MEMBERS AND GUESTS WELCOME IF LARGE
ENOUGH RESPONSE WILL ARRANGE FOR 2 COACHES

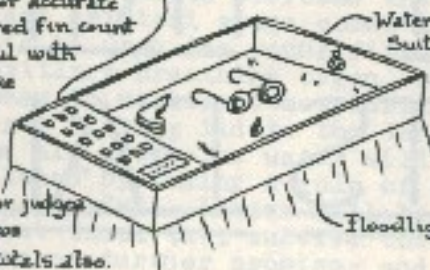


INTER - CLUB COMPETITION

Our friends from the Corringham Club are coming to Southend on the 1st of May to take part in an Inter-club Competition between them and us. We would ask members support the Table Show to make the evening a success. The classes are very easy but we do need entries, badly.

- C. all Characins
- H and G all Corydoras and Catfish
- All Livebearers

Automatic Calculator with built-in counter for accurate eye-count, paired fin count especially useful with fast movers like Plecostomus, Corydoras etc which may turn too fast for judge. Calculator shows running brbe totals also.



Watertight tray style lid. Suitable for parking pot snails during judging, along with bits of duckweed, gravel, food, fish droppings, discarded clingfilm & judges lunch.

No. 1 Judging Rule:
"If YOU can't see it - Disqualify it."

Tank size undefined to accommodate Mosquito or Oophronomus Gourami.

Movable dividers to trap small specimens for judges scrutiny.

Empty compartment for judge to eject (spit) after water age taste test.

Scratch resistant toughened optical glass sides.

Coin holder for judges final decision.

Hole for judge to park white stick whilst judging.

Ashtray for judges (eg to eliminate possibility of disqualification for floating debris. - Also contains Judges Whisker)

Auto Wiper

Engraved for exhibitor to affix label this side

Engraved in Braille for judges guidance.

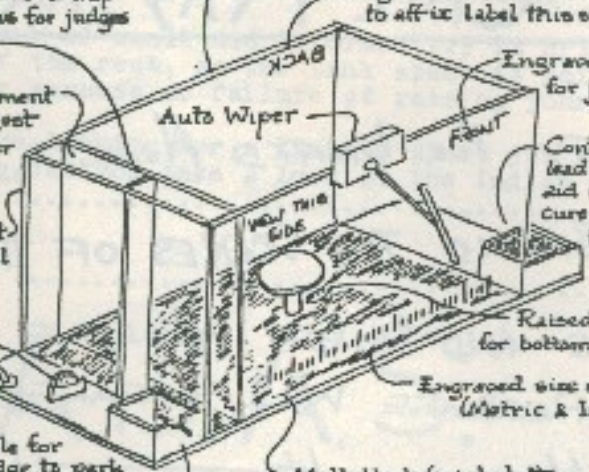
Container of assorted lead shot (split) to aid department & cure swim bladder troubles.

Raised turntable for bottom dwellers.


Engraved size scale - Braille (Metric & Imperial)

Matt black finish bottom to enhance bright colours of exhibit.

No. 2 Judging Rule
"If it's a Clockwork Orange - Praise it"



Recommendation sent to IBAS for printing class labels on the sticky side for sticking to back glass and reading through the front & avoid losing entry behind labels.



Drop-in matt white base for judging Black Mollies - Negro Black Ruby Barbs etc. with infra-red for glass cuts.

Proposed Ideal Show Tank for 1984 Knockout MKI.
Copyright - I Glass-1983.

courtesy of the East London Aquarist and Pondkeepers Association.

PROPOSED MEETINGS FOR THE COMING YEAR

March	20	South American Cichlids	Bob Thorday	Db Dwarf Cichlids Dz A.O.S. Cichlids
April	3	Goldfish Breeding	Derek Mills	T. A.O.S. Wildlivebearers
	17	Aquascapes	Paul Mills	M - A.O.S. Egglayers Mini Tank (1) C - Characins
May	1	Inter-Club verses Corringham	Terry Waller	H. Corydoras G-A.O.S. Catfish All Livebearers
	5	Open Show, St. Clements Hall Leigh		
	15	Forum - General Discussion	Informal Groups	Nb-M Prs. Egglayers Nd-T Livebearers
	20	Coach Trip LONDON ZOO		
June	5	Auction		Challenge (2) W.-A.O.S. Coldwater
	19	S.E.L.R.A.S. Inter-club Quiz verses Colchester, Witham, Romford Walthamstow and Southend		to be arranged
July	3	Angel Fish	Dick Mills	K-Danios + W.C.M.M. S - Mcilies
	17	Your First Tank Set Up	Fred Ray	Mini Tank (2)
Aug.	7	A.D.S. Catfish (not Corydoras)	Mike Sandford	H - Corydoras R - Platies
	21	Your Fishes Requirements!	Chris Cheswright	B - All Barbs F - Killifish
Sept.	4	Sharks	Mike Shadrack	U + V Goldfish L - Loaches
	18	Plants Keeping and Propogating	Bernard Pye	Aquascape Challenge (3)
<u>Monday</u>	24	Inter-club at Corringham		K-Danios W.C.M.M. Big Cichlids Ea. Ez All Labyrinths
Oct.	2	Odd Balls	Colin Pannell	G-A.O.S. Catfish All Reptiles C. Snails All Amphibians
	10	Auction		Mini Tanks (3) House Plants
Nov.	6	Fish Breeding	Roger Campian	Xb.M. Egglayers Xo-T. Livebearers All Coldwater
	20	Fish House	Mike Shadrack	Members Best Fish Challenge (4)
Dec.	4	Annual General Meeting		Hard Luck
	18	Social Evening	Prize Giving	Novelty Fry Rearing Photography

cont....

cont....

PROPOSED MEETINGS FOR THE COMING YEAR

Jan.	1	General	Frank Chapman	Q-Swordtails
	15	Eastern Promise	Bernard Pye	Ea-Fighters
				Ez-Labyrinths
Feb.	5	Auction -	Judging	O.P. Guppies
			Competition	
	19	Native Coldwater	John Taylor	J-Rasboras
March	5	Marines	Gary Steptoe	Marine Life (any)
				Challenge (1)
	19	Sunfish	Bob Esson	Db. Dwarf Cichlids
				Dz-A.O.S. Cichlids

THE ABOVE MAY BE CHANGED IF SPEAKERS ARE UNAVAILABLE

At least one more coach trip will be arranged

There will also be a Disco Dance and Buffet some time in the Autumn.




This cover first appeared in 1965, number 9,
Designer Mr K. England

SOUTHEND, LEIGH AND DISTRICT AQUARIST SOCIETY



QUARTERLY MAGAZINE

TRICHOGASTER PECTORALIS



SNAKESKIN GOURAMI

No. 9

SOUTHEND, LEIGH AND DISTRICT AQUARIST SOCIETY
(founded 1933 or before)
Affiliated F.B.A.S. & A.E.E.I .A.S.

Meetings are held on the 1st and 3rd Tuesday of every month, the meeting commence at 8.30 p.m.

VENUE

ST. ANDREWS HALL,
ELECTRIC AVENUE,
WESTCLIFF-ON-SEA,
ESSEX.
(entrance in Southview Drive)
BI -MONTHLY JOURNAL
OPEN SHOW EDITION
Number 97 1984

CONTENTS

OFFICERS FOR 1984		page 2
EDITORIAL		page 3
PRESIDENTS PAGE		page 4
BOOK REVIEW	by T. Waller	page 5
FIND THE FISH	by K.A. Holt	page 6
A GUIDE TO PECULIAR TABLE SHOWS	by F.C. Ray	page 7
WORD SEARCH		page 9
MOSQUITO LIFE CYCLE	by R.E. Wright	page 12
MY EXPERIENCES IN BREEDING CORYDORAS	by G. Ray	page 13
THE TAUNTON OPENH SHOW	by T. Walter	page 14
DID YOU KLOW	by T. Waller	page 15

PRESIDENT

DAVE BURGESS. 11 Silverdale Avenue, Westcliff-on Sea, Essex
Telephone; Southend 337196

VICE PRESIDENT

FRED RAY. 36, Glenwood Avenue. Westclif-On-Sea, Essex
Telephone: Southend 339355

SECRETARY

TERRY WALLER, 32 Hamilton Road, Heath Park, Romford, Essex.
Telephone: Hornchurch 59982

TREASURER

DAVE BARON, 17 Belgrave Close, Eastwood, Essex.
Telephone: Southend 527307

EDITOR

KELVIN HOLT, 18 Stebbings, Langdon Hills, Basildon, Essex.

ASSISTANT EDITOR

KEVIN BROWSE. 6 Seven Acres, Wickford, Essex.
Telephone: Wickford 67640

LIBRARIAN

DAVE HOUNSELL. 19 Windmill Steps, Kursall Way, Southend-on-Sea, Essex.

PUBLIC RELATIONS OFFICER

CLIFF ABLITT. 57 Fraser Close, Shoeburyness, Essex.

SOCIAL SECRETARY

GILL RAY. 20 Windmill Steps, Kursall Way, Southend-on-Sea, Essex.
Telephone: Southend 615137

CATERING SECRETARY

AUDREY CHESWRIGHT. 2 Cedar Avenue, Wickford, Essex.
Telephone: Wickford 2531

MEMBERSHIP SECRETARY

BARRY McDONALD. 62 Wear Drive, Springfield, Chelmsford, Essex.
Telephone: Chelmsford 252271

TABLE SHOW SECRETARY

ANDREW WALLER. 32 Hamilton Road, Heath Park, Romford, Essex.
Telephone: Hornchurch 59982

The following letter was inserted in each of the Journals

Dear S.L.A.D.A.S. Members and Committee,

It Is now a year since Dave passed away, and I would like to thank all of you for your help and understanding in this passed year, I have found out during this year what friends I have in the fish keeping world, but my greatest friends are in S.L.A.D.A.S. I often wonder how I would have got through this past year without their help.

I cannot thank you enough for the wonderful thing you did for me at the Cheese and Wine Meeting (making me an Honorary Member) the certificate hangs in pride of place in my living room.

I've just taken up fish keeping after having only put up with the mess for the pass 25 years ! But I still can't get the names right.

GOD BLESS YOU ALL

AUDREY CHESWRIGHT

EDITORIAL

We at S.L.A.D.A.S. would like to welcome one and all to our Open. Show for 1984. A lot of hard work has gone into organising today's events for the enjoyment of both experienced fish enthusiasts and members of the public that have come in to have a look around. Terry Waller and Derek Durrant worked marvels organising the events and on Friday 4th of May many members worked all day to put the show together. Some members have been here all night, for those wishing to bench overnight.

I hope this club journal will be of interest to all who read it, as we try to make it as varied as possible to have items and jokes that will be of some use to experienced fish keepers alike.

Our club has members that specialise in various aspects of our hobby such as Malawis, Killiefish, Livebearers, Gouramis and Fish Showing. If you read this journal at the show PLEASE ASK any of the people wearing club tee-shirts or marshall badges for help or advice. If you read your journal at home do not hesitate to phone any committee member for help or advice.

Since our last journal was written we have had many interesting meetings. Firstly we had an auction which attracted one of our largest attendances I can remember, approx. 80 people. Also that night we held a Judging Competition which was won by a Junior member. A talk was given by Bernard Meech on Endangered and Rarely Imported Species that come and have become very successful, but then go out of fashion and then if asked for again cannot be found for all your trying. This talk was very enlightening and was not only confined to fishy subjects. Bernard Keech also gave a talk on Fish Photography. At the beginning of April, Derek Mills gave a talk on Goldfish Breeding which sparked a good response from members, asking about some of the problems with their coldwater fish. Our thanks must go to Derek for supplying some young goldfish for the club's Fry-rearing Competition. Good luck to all members that had some fry and we hope to see plenty back for judging later in the year. Paul Mills from Walthamstow A.S. came here on April 17th to speak about Aquascaping.

Well we hope you all enjoyed today be it helping, showing or looking. And we look forward to hearing your comments on our efforts or better still seeing you at our club meetings.
Good Fishkeeping one and all

KELVIN HOLT

PRESIDENTS PAGE

Another great day is here again it's OPEN SHOW DAY at Southend Leigh and District Aquarist Society. The day for a really great show. The day that many of us have worked and planned for, almost, it seems since last year. This years show has all the makings of being a show to remember. With all the added attractions. If we get many more we stand a chance of the show being called a fete. But these attractions are here to help finance the show so hope you won't go away without giving your support.

Terry Waller is our Show Secretary again with help from Derek Durrant have arranged most of the events today. I only hope the rest of us help in some way. A lot of us would and should have been appointed jobs and its up to us all to work as a united team. Its that extra little bit you do that will help make the show the success you want it to be. I have found from experiences that the more you put into the show the more you will enjoy it.

I think one thing of interest this year will be the number of entries - can we get over 700. The last two years we have just fallen short of this. But with extra classes and all night benching coming back I think we will do it easy Any bets?

Apart from the show the club is still running well with plenty of interesting evenings. Often attended by an excess of 50 people. Most of which are active and interested aquarists.

The London Zoo outing has at last come around. Not a weekend we would have chosen but one we must be grateful for after waiting three years for the opportunity of a guided tour behind the scenes of the aquarium. We have filled two coaches for this trip so lets hope we all have a nice day out.

When the Open Show is behind us our Disco Dance, Pond, Home Furnished Fry Rearing Competitions will be arranged along with many other functions the club normally hold and attend.

If you are a member of the public keeping or thinking of keeping fish, why no start off on the right foot and join our club today, all enquiries at the club stand. Or if you don't read this until you get home join us one evening. Particulars of our Committee Officers on page 2. Look forward to seeing you. Well that seems to be it except to say hope you all enjoy yourselves. Good Luck however you need it.

Thanks for your support, safe journey home. See you again.

DAVE BURGESS

BOOK REVIEW

by TERRY WALLER

Tropical fish books come in all shapes, sizes and most important prices. Unfortunately most books we see seem to be just a jumble of species, freshwater and marine, lumped together with a modicum of information.

Of this type the original 'Sterba' is without doubt the best. This was brought out in paper back (2 volumes) a few years ago but I don't think it is still available. Every fishkeeping library should have a good plant book. Aquarium Plants by N. Jacobson. Blandford Colour Series is excellent in content a nice size to handle and costs only £4.50. Good colour pictures and intelligent notes on the various species. The best value for books has to be the "Enjoy your Fish" series. These used to be 34p but is probably about 60p now.

The "Killifish" one is fantastic value for content as is the one on diseases. The native coldwater, Discus and Fighting Fish editions are excellent as is the Barb one. Also in the cheap range comes another terrific value bargain, brought out by TFH in hardback they cost only about £1.50. The one on Dwarf Cichlids is outstanding. The book devoted to Cardinal Tetras is very good reading and both Killifish editions are full of marvelous information. The livebearers one is not as good but the Fighting Fish one again is excellent.

Books on actual species of fish are few and far between. "Characoids of the World" TFH is expensive and costs £16.95 it deals only with Characins and information wise is very good but for this sort of money many of the pictures are very poor in reproduction and again there is next to nothing about breeding the fish.

"Rasbora" by Martin Britton is a definitive work, it covers all the Rasboras giving exact details of the genus, history, location and evaluation. A bit heavy going but a top quality production, costs about £10.

Catfish are poorly represented in book form. "Catfish" by TFH has so many mistakes it should be revised and rewritten. A new series of Catfish books brought out by David Sands with help from the Catfish Association looks like being better. These are softback and deal with a family in each volume but vary in price from £8.50 to £12.50 each.

One of the best TFH publications is "Anabantoids". This book deals at length with breeding the unusual species as well as the usual species, environment, feeding and care. As yet there isn't a good book on Barbs. "Sharks and Loaches" is poor and Jacobs "Livebearers" is years out of date. Most Cichlid publications are now out of date because of the revision by Dr. Greenwood. Most of the current Cichlid books seem to be just a catalogue of pictures and names (usually wrong).

"Darters" is a brand new publication and is detailed to the extreme, only for the real enthusiast, while "Rainbow Fishes of Australia and Papua New Guinea" is a real eye opener to these wonderful fish, well illustrated and very readable, costing £11.95-

Of course the S.L.A.D.A.S. journal is still only 15p.

FIND THE FISH

K.A. HOLT

My first is in Catfish but not in Dogfish
 My second is in Botia and also in Corydoras
 My third is in Right and also in Wrong
 My fourth is in Crypt but not in Azolla
 My fifth is in Sword but not Amazon
 My sixth is in Tropical but not in Marine
 My seventh is in Gourami and also Bet a
 My eighth is in Plant and also in Riccia
 My ninth is in Synodontis and also in Clarias
 My tenth is in Barbus but not in Danio
 My eleventh is in Southend and also in Ilford
 My twelvth is in Oranda and also in Lionhead
 My thirteenth is in Cichlid but not in Mbuna
 My fourteenth is in Axelrod but not in Sterba
 The whole is a community tank fish.

SOLUTION TO CROSSWORD IN FEB/MAR JOURNAL

ACROSS 1. Aquarium. 7. See 3 down. 8. Rudd. 9. Dorsal. 11. Diurnal. 13. three. 16. Sagittaria. 19. pH. 21 Algae 22. No. 23 Armada. 24. Basal. 25 Ails. 27. Anal. 29. Limia. 31. Cat. 32. Loach. 33. Seven.

DOWN 1. Anubius 2 and 17. Under gravel. 3 and 7 across. Red Devil M-. Uaru. 5. Eel 6. Die. 7. Daphnia. 10. New. 13. Artemia. 14. Caudal. 15. She. 17 see 2 down. 18 Alkaline. 19. Paradise 20. Annuals. 25. Itch. 28. All 30. Ta.

XX

CAPTION FOR PHOTOGRAPH OF FRANK CHAPMAN...

"Don't be silly, even sideways it won't all go in that trolley".

XX

NOW HAVE A LAUGH.....

Nothing improves your driving like having a police car behind you.

A GUIDE TO OUR "PECULIAR TABLE SHOWS

' by F.C. Ray

If the people who are selling this journal have done their job properly many of you reading this will be visitors to our show, and not members of this Society. You may have just popped in out of curiosity, but I suspect that many of you already keep fish of one kind or another.

There may even be quite a few of you that have been to our Club stand and are thinking about enrolling as members. If this is the case, you will have been given a programme of events for the current year. Most of the table -shows are self explanatory, but some of them may need further clarification to new members.

The first of these to arise after this Open Show is the **MEMBERS CHALLENGE**. In this competition members bring the same fish to four meetings throughout the year, so that the Judge may assess the entrants ability to keep his or her fish in good condition over a sustained period. Each member may enter 1 or 2 fish and they must be brought to all four rounds, no results are announced until the final round. As this competition has already started for this year, anyone joining the club now is too late for this years competition, but next year who knows. There is an annual trophy for both Senior and Junior competitions.

The table show for **MEMBER'S BEST FISH** is exactly what it says, each member enters one fish, the one he or she considers to be their best fish. Again there is an annual trophy for both Seniors and Juniors.

Mini-Tanks are small show tanks with a maximum size of 5"x 5"x7", they are set up to look as much like a large furnished aquarium as the entrant can manage. Each entry must contain a minimum of 2 fish. Unfortunately this competition is also held over several meetings and has already started.

At one meeting during the year a large number of young fry will be available to members who wish to take part in the **FRY REARING COMPETITION**. For this each entrant takes home a given number of fry and bring them back for judging some time later. Only 50% of the original number are returned, and although there is no trophy for this competition, a small prize is awarded.

The majority of aquarists have at least one tank at home of which they are particularly proud. Obviously it would be impossible to bring these tanks to the club to be judged in competition against other aquariums. For this reason two judges will visit the homes of entrants in the **HOMES FURNISHED AQUARIUM** competition at an interval of about 3 months, to assess the entrants skill in keeping his fish, plants and water in good condition.

The same applies to entrants in the **POND COMPETITION**, and an annual trophy is awarded to each of the winners.

No matter how many of these competitions you decide to enter you will not win them all, in fact you may not be lucky and win nothing. If this is the case, don't despair, we've got a trophy just for you. The **HARD LUCK** table show is open only to those members who have not won a 1st

place at one of our meetings or an Inter-club meeting throughout the year.

cont...

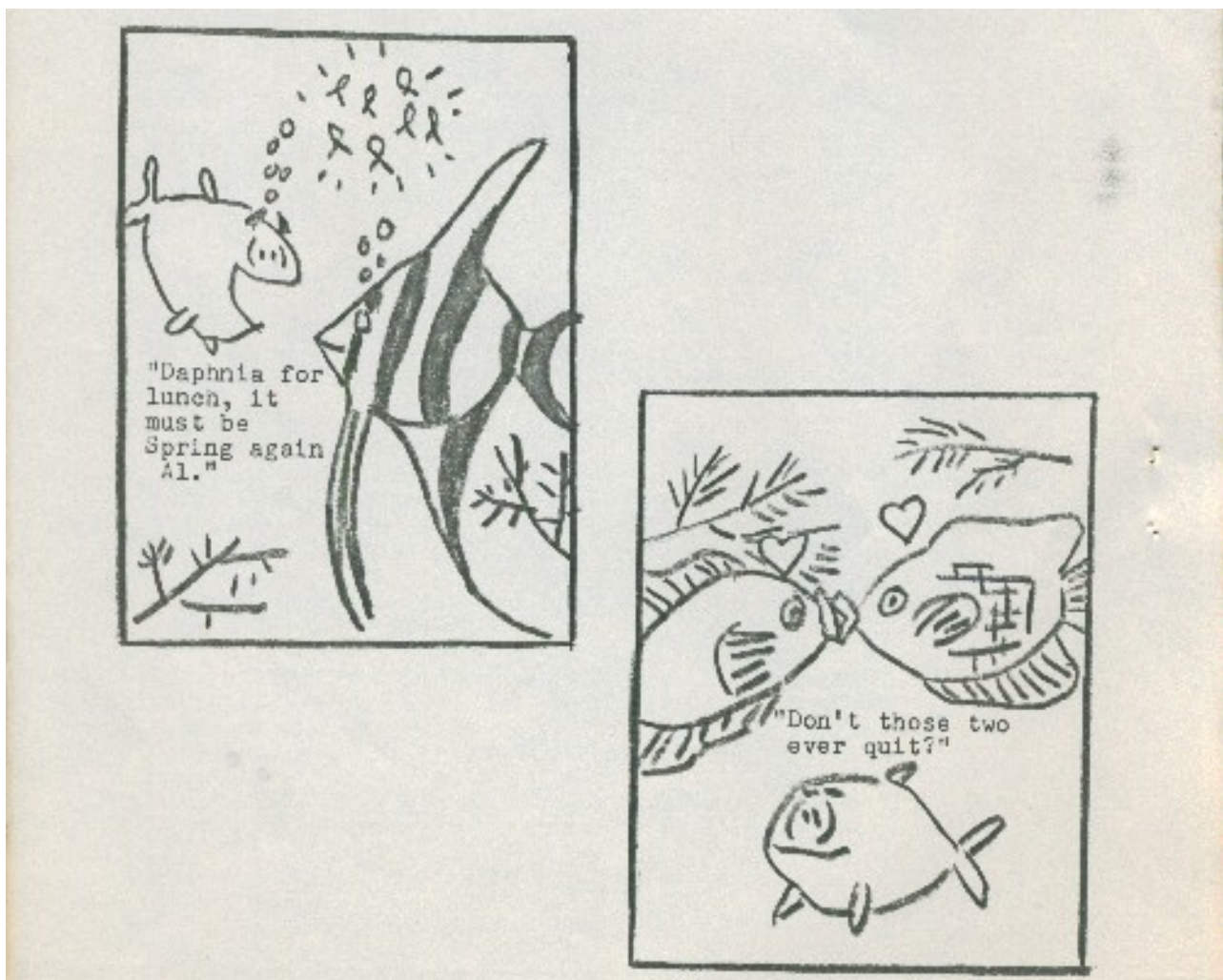
- 8 -

"Guide to Peculiar Table Shows"

Each member qualifying may only enter one fish and it can be from any of the show classes. All of these table shows are Judged to F.B.A.S. standards, even though there is no Federation rule specifically covering them.

On the Social Evening (18/12/84) you will see there is a table show for "**Novelty Tanks**". The object of this is to try represent a fish in a tank without using a fish. An example might be a pencil in a tank to represent a Pencilfish, or a diamond ring and a broken tank lid to represent a Jewel Sick Lid(Cichlid). Using your imagination, I'm sure you will think of many more.

The other shows are all designated by a letter or letters, these refer to the F.B.A.S. show classes, further details of which are available from the Table Show Secretary or from the relevant Federation booklets which may be purchased from the Club Stand today, or at any of our meetings.



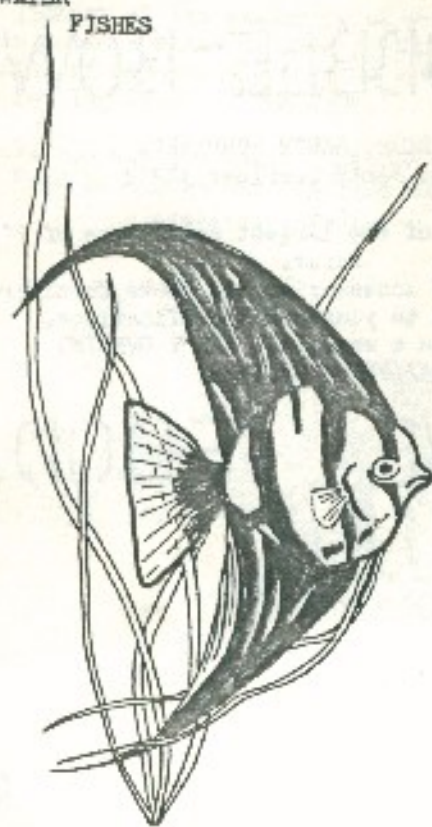
AQUATIC AND PET SHOP

81/83 SOUTHERNHAY, BASILDON.
TELEPHONE: BAS.21680

TROPICAL
AND
COLDWATER
FISHES

PLANTS,
FOOD
AND
EQUIPMENT.

ALL LIVESTOCK
FOODS AND
REQUISITES



LARGE SELECTION
OF DOMESTIC
LIVESTOCK

WORD SEARCH

K.A.HOLT

In the search below are listed the names of 30 Corydoras Catfish

R O L O C I B Z E L & G A N S C		
M Y E R S I O R T O W C C U A A		
C C C O C H U I G R I S E U S B		
L P A L E A T U S P N N D M S S		
A I D O R L E X A B B I P D I I		
N M I C R O P S A A M T U U S H		
I I D N O B A R B A T U S L N P		
S C N O S U T U C A X A P A B R		
T S U C A I B U D Y T B U T C O		
I U Q N M E L I N I S A N U C M		
U T W A G A S S I Z I R C S A O		
S A W N T Y P P O I E A T E M R		
X U S U T A T S A H L Z A X A E		
A C S S I A B R E T S L T X R T		
B R B R E T I C O L A T U S A E		
C A T I Z T R A W H C S S J S H		

NANUS	MICROPS	ARNEUS
MELANISTIUS	JULLII	PUNCTATUS
MYERSI	CONCOLOR	ELEGANS
CAUDIMACULATUS	BONDI	COCHUI
BICOLOR	HETEROMORPHIS	HASTATUS
SARAMACCENSIS	BARBAIUS	RABAUTI
SCHWARTZI	AGASSIZI	METAE
WOTROI	UNDULATUS	ARQUATUS
PALEATUS	GRISEUS	MELANI
STERBAI	ACUTUS	AXELRODI

XX

DID YOU KNOW ???

T. WALLER

1. S.L.A.D.A.S. was probably formed in 1935.
2. Class R is for Platies.
3. Club Journals come and go but only the Southend Journal goes on and on and on.....
4. Killies and Livebearers are toothcarbs.
5. Corys and Characins have adipose fins.
6. Peter Capon won best article of 1983.
7. Mr Rudd of East Kent A.S. won a furry rabbit recently.
8. Mr Roe has a seafood restaurant.
9. Mr Dave Roach has a fish shop at Waltham Abbey.
10. Width of River Amazon is the distance from London - Paris.
11. Cycloid-ctenoid Ganoid are types of scales.
12. Polypterus fish are million of years old.
13. Chris Cheswright lives in Croydon.

MY FISH KEEPING EXPERIENCES

K.A. HOLT

I have been keeping fish off and on since I was at school. A friend had a small 18 inch tank, in his bedroom and I decided I would like to have some as pets, this meant talking my Dad into having a tank. This was not without some opposition at first but one evening he visited a friend of his who had a 3ft. bow fronted tank in his lounge, next thing I knew he had ordered a 3ft. bow fronted tank for himself. The tank was set up upstairs in the lounge where most community tank fish are installed, Under gravel filters had been installed when the tank was set up, and what I remember the foreground plants where the filter did not reach, grew better than the plants in the background. After a while the swordtail female dropped a batch of fry which we tried to save but to no avail having nowhere else to keep them. Later an 18 inch tank was purchased and installed downstairs on a shelf in the dining room. In this position the tank received no light except from a 40 watt bulb in the hood, but the plants grew well in about 1½ inches of gravel, with only a small box filter in the corner. Eventually this tank was completely taken over by one Amazon Sword plant.

Later we picked up two three foot tanks on a stand which were placed in a small shed leading out to the garden. About this time we joined the now defunct Billericay Aquarist Society. We met a lot more people interested in fishkeeping as club members and also learnt a great deal in the process. Of course more fish were acquired and even more expansion seemed likely but for some opposition from my mother, who said that the fish were smelly and messy. We then succeeded in breeding some Blue Acaras (*Aequidens pulcher*) unfortunately when the fry were about 1 to 1½ inches long, a thermostat failed when we were all at work and we came home to find all but one fish dead. This was about it, my fathers interest began to wane and we eventually gave up fishkeeping.

About 10 years ago after getting married and moving into a flat of our own, I bought a 4ft. tank secondhand with all equipment for about £30, This was set up in the lounge but unfortunately the back panel and one of the side panels cracked, fortunately there wasn't any fish in the tank and I siphoned the water straight out the window. The tank was repaired and then set up again this had an under gravel filter which covered the whole tank bottom, being made of corrugated perspex with holes about every inch. I again noticed that the plant did not grow very well even though the tank was lit by two Gro-Lux tubes. After 18 months we moved to our present house. Again the tank was set up and again the plant didn't grow well even though natural light now came from above the tank. The only plants that did seem to get established were *Aponogeton* bulbs and *Nymphaea stellata* (Dwarf lilies) bulbs. I replanted the tank yet again but purchased some Marbled Headstanders which then ate all my plants. I decided to return the fish to the shop where I purchased them and strip down the tank and start again from scratch. This time however I set the tank up as before but with one difference, under the gravel I placed between two and four inches of earth from the back garden (making sure there wasn't any chemicals in it). On top of this an inch of ordinary garden peat was placed (after soaking it well for about a week). Then gravel was placed on the top of it all. Lighting remained the same with Gro-Lux tubes but when one failed an ordinary fluorescent tube was put in. When the under gravel filter

cont.

...cont. **MY FISHKEEPING EXPERIENCES** by K.A. HOLT

...was turned on the earth was sucked through, so that was turned off for good. Plant had been ordered by post this time and grew very well especially the Vallisneria and Cryptocorynes. Filtration was now switched to a Hagen Aquatic External Filter, after a while this was not changed very often as a combination of the plants and partial water changes kept the tank clear. Another plant that grew very well was the Indian Water Sprite (*Ceratoperis thalictroides*) with roots growing down about 12 inches to the tank floor.

The tank almost looked after itself and I became rather lazy, eventually you couldn't see the fish for all the plant. My wife, Denise, began to complain a little about the state of the tank inside and out, so out this tank went and in came my present 6'x2'x 1½' tank on a purpose built brick stand.

Again this tank was set up in the same way as the 4-ft. tank and cork bark was used for decoration. About this time Denise suggested I find a fish club to go to so I thought I would see if the club still existed in Southend, (I remembered going there once when I was a Billericay A.S. member). Sure enough the club was still there and I made friends with Doug Ridgewell. After only seven months, I was talked into going on the committee as Public Relations Officer. That first year was very eventful and after the Open Show (May 1983) I decided to build a fish house in the garden. I have nearly finished the building part of the fish house and should be fitting out the inside very soon.

After about 9 months another change was made on the committee and I became Editor of the club journal, a job I was not sure I could do, not being one for sitting down and writing a great deal.

I was pleasantly surprised to win the Home Furnished Competition in 1982 only about 5 months after setting up the tank. In 1983 I again won the Home Furnished Competition but was not so happy with my tank, because I purchased some different Cryptocorynes from a shop after the first judging and they must have had Cryptocorynes disease and before the second judging I had lost all my prize Crypts. Fortunately this disease does not effect other plants so apart from gaps in the foreground the tank still looked fairly reasonable. However, other Crypts introduced from a tank in the back garden also died soon after being placed in the tank. In May this year I intend striping the tank down again and setting it up differently, this time with bogwood. I have also found the Vallisneria does not like the ends of the leaves pruned back when they fold over at the top of the tank. Plants by post have usually arrived in good condition especially if ordered from A. Palmer of Hull.

MOSQUITO LIFE CYCLE

by R.A. Wright

With the coming of Spring and, hopefully, some better weather every aquarist is aware of the emergence of 'live food'. What many hobbyists are not well informed on is the biology and habits of these animals that we collect to feed to our fish. A little information in this area might make live food hunting a little easier and perhaps a little more productive. One of the best, and most common, of these foods is the mosquito.

The life cycle of all mosquitoes is similar and includes four stages: egg, Larvae, Pupae, and Adult. The larval stage of all mosquitoes must develop in water, usually standing water. Therefore, mosquito larvae are not commonly found in lakes, rivers or flowing streams. The larvae, often called wrigglers, feed on organic matter in the water. When fully developed, it changes into a pupae, which do not feed, but are simply the stage which develops into the adult. The adult stage emerges from the pupae. Only the female mosquito bites and does so because she requires blood to develop her eggs. The females lay their eggs in various types of habitats, where they remain until hatched.

Mosquito larvae begin to appear in April or May and can be found all Summer long in varying amounts. One of the earliest types to be found are the Spring Aedes, These mosquitoes spend the Winter as eggs, which hatch when flooded in April or May. They require three or four weeks for development through the larval and pupal stages to the adult, which emerge in late May or early June. These species of mosquito produce only one generation per year.

The Summer Aedes also spend the Winter as eggs, but do not hatch in the cold waters of Spring. Their eggs first hatch when flooded by warmer rains or floods from late May on. In two or three weeks they develop into adults. These species begin biting in mid June and can produce two to four generations per year in a wet Summer. Any eggs laid from late August on will not hatch until the next Spring.

The Culex species are different in that they spend the Winter adults. In late May they become active and begin biting. Their eggs are laid on the surface of standing water, usually stagnant, in early June, and hatch in one or two days. The larvae develop in two or three weeks. These species can produce several generations per Summer, usually peaking by August. Adults that emerge in late August through September do search for sites, such as caves, sewers, buildings etc., in which to spend the Winter.

The eggs of the Culex species are laid in tiny floating rafts which can be collected and hatched as an ideal food for tiny fry. Any of the mosquitoes that elude or outgrow the fry can be netted out later, (you have about two weeks), and fed to larger fish. If you can find enough of them, they make an ideal 'vacation food' for fry as long as you aren't going away for more than two weeks.

MY EXPERIENCES IN BREEDING CORYDORAS

by Gill Ray

Firstly, I set up a 30"x10"x10" tank with just a sponge filter and air supply, I didn't have a heater spare at the time so I didn't use one. This tank is in the lounge so the room temperature did not fall below 20 °C (68 °F). The tank was filled with half old and mature water from the community tank and half fresh tap water. Allow the tank to stand for about 1 week, then add your fish.

The fish were introduced in a group of four, (three males to one female), it is best with Corydoras to have more males than females in the breeding set up. I conditioned the fish on mainly live foods for about another week, at this time of year Tubifex worms are the easiest to get hold of.

When I thought the fish were ready a 50% water change to make a sudden drop of temperature seems to trigger the fish to spawning. The water was replaced with COLD water straight from the tap this also brought about the drop in temperature. The air supply was also increased so the water became well oxygenated. The temperature fell to about 66° F at each water change.

My fish soon spawned and I found mine started when the tank lights had been turned out. After the spawning I removed all the adult fish and made sure there wasn't any snails introduced to the tank whilst the fish were in the tank. This ensured me that nothing could eat the eggs before they hatched. Methelyne Blue was added to the tank to prevent the eggs fungusing. After 4 days the eggs hatched and I was surprised how many fry there were.

The fry were not fed until after their eggsack had been used up. When I did start feeding then I fed them 4 or 5 times a day on hard boiled egg yolk, but be careful not to pollute the tank. To prevent pollution I added some snails and changed 25% of the water daily-and replaced it with mature water from another tank. After about a week the fry were put on egglayers powdered food. The fry grew on quickly and after about four months were ½" long.

Normal water changes were then carried out every other day with air line tubing so as not to suck out any young fish. I have now started thinning out the young giving some to other club members and putting some larger ones in the parents tank. The young are now developing some colouration and I have about 50 left. Out of these I hope to have a breeding team ready for the Open Show.

I hope some of you will try breeding Corydoras. Good Luck.!

The Taunton Open Show – or I only Went For The Ride!

By Terry Waller

After a hard days work there is nothing better than getting up at the crack of dawn the following morning to go to an Open Show at some far flung outpost, in this case Taunton. To be truthful I only went to keep Frank company, he tends to drop off to sleep if he's on his own. I didn't enter the show but the others took a couple of entries, the others being Dave Nice and Andrew Waller. Frank and I didn't take any fish, Dave Nice took about six and Andrew took 44. We're going to have a trailer next year so we can just pick up the fish house and go.

I wanted to go very early but the others couldn't get up before 6 so I had to sit around and wait for them to turn up. Sure enough about 7 o'clock I heard the familiar sound of the M.V. (multicoloured Volvo) coming down the A127. I realised that I had only 20 minutes before they would be arriving. With a blast on the klaxon which woke up half of Romford and alerted the Woolwich Ferry they pulled up and waited while I loaded all my gear into the back. After borrowing an hammer to adjust the trailer mount we set off. First stop was the newsagents where Frank as is his custom stocked up with a vast supply of sweets which he proceeded to eat all the way down. Wine gums were being shovelled down at the rate of 5 to the mile (almost as much as the mileage per gallon.). Nothing of any note happened on the way down except they found it most difficult to drive past any of the services without sampling the Breakfasts. I found this rather inconsiderate as I don't tend to eat anything myself and had only gone to keep the others company and to stop them getting lost. An hundred miles out we were overtaken in a most reckless manner by Doris and Terry Cruickshank who waved and were gone. We were in the middle lane making up ground on a bicycle when whoosh.....they flew past waving with a victory sign for some reason, anyway for all their rushing they still only got there three hours before us.

Upon arriving in Taunton it was thought necessary to ignore all my advice as to where the hall was and so we got lost and it was not until they finally backed down and admitted that they were lost and they let me ask a very "friendly" local. Upon finally finding the hall and after I found a parking space near the hall I unloaded the car. The Show Secretary was quite surprised to see us as he thought that anyone who puts in 44 entries must be a wind up. Upon realising that Andrew was sane they sent out for more tables and showed us where we could bench.

Great interest was shown in our efforts at benching, as soon as we had laid our 44 show tanks out all over the floor so a crowd gathered to watch. I felt like a street busker as I went from tank to tank with a fifteen gallon water container in each tank to a round enthusiastic of applause. The others had of course disappeared to the tea bar. When I had benched all the fish I went looking for them unfortunately they saw me coming so I had to buy my own tea. Most of the judging time was taken up with everyone borrowing money off of me, to buy raffle tickets and goes on the tombola Frank wangled himself and the others a free tea and I was lucky enough to look after the FBAS stand while they all went and had it.

An auction had been arranged for the afternoon and fish and other items sold for vast sums of money until they came to my items for sale by which time everyone had run out of money.

At various times I was sent down the five flights of stairs across the car park and round the back of the hall to spy on the results and report back. Andrew had done very well with three firsts and loads of places dinner and several prizes.

Cont.....

...cont.

The Taunton Open Show

by Terry Waller

Dave Nice also won several cards and tombola prizes. After I had debenched all the entries and loaded up the M-V we started home. First stop was Membury Services where we had a meal, as I was "last in the line" I paid for them and also had to wait while mine was cooked because my companions in front of me helped themselves to everything.

Dave, Andrew and Frank all said what a lovely day out it had been, Thank You

DID YOU KNOW by GUESS WHO?

SLADAS is 50 years old next year (we think) .

Dave Nice, Andrew, Frank and Terry were seen at an Open Show in Tangier.

S.L.A.G. stands for Southern Livebearer Aquatic Group.

Romford Club were invited to share their Show with a Parrot Show.

Guess who helped put a juimble together at the East London club and went home minus his coat and wages (it took them an hour to find it next morning).

SLADAS was Championship Club in Sudbury recently thanks to Wilf, Roy, Chris and Dave Nice.

Did you know. that Tetra is short for TETRAGONOPTERINAE

FUTURE COMMITTEE ENTRANCE EXAM

by You'll never Guess

To ensure a certain level of intelligence of future SLADAS committees the prent committee has drawn up this this examination paper.....

Which one of these is not a mouthbreeder .

- a) Nigerian Mouthbreeder
- b) Mossambique Mouthbreeder
- c) American Flagfish

Explain why the Blind Cave Fish suffers from head damage.

Is it true to say that the Elephant Fish will only spawn in small trunks

When feeding Lemon Tetras how fine should the lermon be chopped?

How many bands are on the 5 banded barb.

To spawn the Chocoate Gourami is it absolutely necessary to feed them on a box of Contrast to gain the best results

Is the Puffer Fish on the British Railways coat of arms.

SCORING.. Take one mark for every correct, answer, two marks for every wrong answer. Take half a mark for a near miss, one and a half marks if no where near right and nothing if nothing if no where near left.

CICHLIDS OF LAKE MALAWI AND TANGANYIKA by Kevin Browse

The above are considered non-comunal unless kept with other Rift Lake fish but, some make ideal inhabitants providing the tank is a reasonable size. The most peaceful one which comes to mind is *Haplochromis moorii* (Blue Humphead). There are others which, when kept with non-Rift lake cichlids, make fairly peaceful inhabitants. Too often information is passed on from book to book, assumptions originally conceived by one author are treated as Gospel by others (he is the expert and I must agree with him logic) with the resultant snowballing of inaccuracies. What works for one person usually works for another but there are exceptions, so if you have no luck keeping or breeding them don't be afraid to try something different based on your own observations of the species.

When the aquarium is in the house and the upper half has to be placated coral sand with Tuffa or corals makes an ideal setting for one of the most beautiful moving pictures. In the fish house economics play a major role and tanks devoid of any substrate utilising any non-toxic, non-corrosive material to form necessary avenues of escape. I have used or seen used magazine racks, diffuser tubes, plastic footballs with holes in, broken flower pots etc.,

BREEDING At sometime or other thoughts turn to increasing our stock of certain fish. This can be achieved by either purchasing additional stock or breeding. With the high cost of Rift lake cichlids breeding is the route most of us choose. There are a few basic guidelines which may help. When you wish to breed substrate spawners you keep the pair in a tank on their own or perhaps: a dither fish. When spawning mouthbrooders a spawning site need only be guarded for a short time therefore a heavily populated tank allows the fish to spawn but prevents the females from becoming badly injured. It also pays to have more than one female.

When breeding, the female usually stops eating and looks as if she has got a bad case of toothache. I leave brooding females for one week before I move them. I have tried keeping brooding females of the same species together but this has resulted in the sub-dominant female losing her fry. I have not tried keeping brooding female of different species together.


After the female has released the fry and no longer accepts them back in her mouth she is best removed but to place her straight back with the others is to condemn her to an almost certain death. If it's the female's first brood it's best to allow her two or even three months to recuperate before reintroducing her. Thereafter you only need allow two or three weeks.

As previously mentioned there are exceptions. With *Cyphotilapia frontosa* I leave the pair together and when the fry are released then are left in the tank with the parents for about two months. This information is based on my observations on only one pair of fish and it could be a case of pairs specific and not species specific.

When the fry are released they are miniature replicas of the females. Nature's way of showing that they are no threat to any of the dominant fish, which are always males. The male fry take quite a long time to show visual signs of their sex. Quite often appears to be only one male in a brood but when he is removed the next in line shows his true colour?.

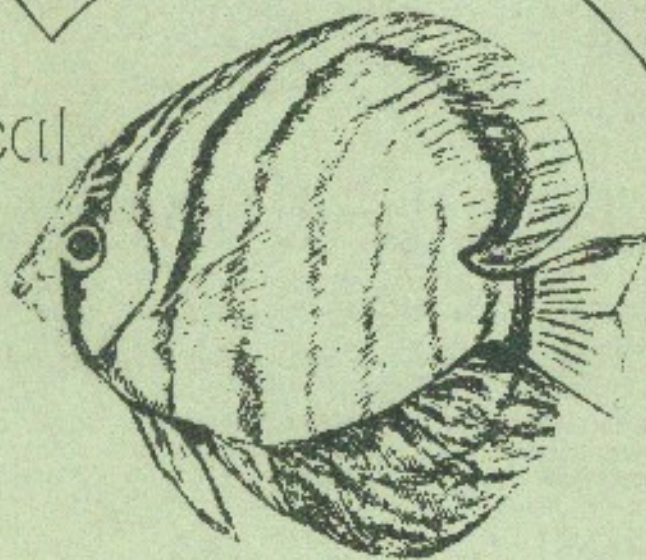
DISEASES Basically they are a resilient lot, my fish have never been troubled with white spot, although they do look distressed when there's a build up of ammonia although a water change soon remedies this.

Malawi bloat is supposed to affect Rift Lake cichlids regardless of origin. Feeding live tubifex is proffered as the cause. I haven't seen this disease it is reported that the body swells with fluid then they lose control over the swim bladder then death ensues. There is supposed to be a cure and in one book which covers these fish it says that as the cure is well known the author won't bother repeating it. Whether it has been mentioned I don't know but I do believe that some authors are only as good as their photography. If there is such a disease is it caused by bacteria on the tubifex or possibly damage to the internal organs responsible for osmosis?



Tropical


Marine



Coldwater

727 Rayleigh Rd, Hutton.

Studio One Aquatics



PROPS. M.W. & M.J. Wood,
(Morris & Molly)

SPECIALISTS IN MARINE , TROPICAL
AND COLDWATER
AQUARIUMS MADE TO YOUR OWN SPECIFICATIONS.


OUR EXPERIENCE IS VAST,
OUR ADVICE IS FREE.




FIND US AT

23, RECTORY GROVE,
LEIGH-ON-SEA.

SOUTHERD 714632.



SOUTHEND, LEIGH
AND DISTRICT
AQUARIST SOCIETY



JOURNAL.

SOUTHEND, LEIGH AND DISTRICT AQUARIST SOCIETY
(founded 1935 or before)
Affiliated F.B.A.S. & A.E.E.L.A.S.

Meetings are held on the 1st and 3rd Tuesday of every month, the meeting commences at 8.30 p.m.

VENUE

ST. ANDREWS CHURCH HALL,
ELECTRIC AVENUE,
WESTCLIFF-ON-SEA,
ESSEX.
(entrance in Southview Drive)

BI - MONTHLY JOURNAL
Number 98
SEPTEMBER 1984

CONTENTS

COMMITTEE LIST		page	2
EDITORIAL		"	3
PRESIDENTS PAGE		"	4
PLANT INFORMATION		"	5 & 6
OPEN SHOW REPOKT 1984	by Terry Waller	"	7 & 8
WORD SEARCH	by Kelvin Holt	"	11
KILLIFISH	by Chris Cheswright	"	12
SHOWING FISH and what it is all about	by Terry Waller	"	13 & 14
PLANT INFORMATION courtesy of Dr. W. Vivian De Thabrew		"	15,16 & 17
FEDERATION RECOMMENDED STANDARDS FOR AQUARIUM FURNISHINGS OTHER THAN FISH AND PLANTS	by Terry Waller	"	18

PRESIDENT

DAVE BURGESS. 11 Silverdale Avenue, Westcliff-on Sea, Essex
Telephone; Southend 337196

VICE PRESIDENT

FRED RAY. 36, Glenwood Avenue. Westclif-On-Sea, Essex
Telephone: Southend 339355

SECRETARY

TERRY WALLER, 32 Hamilton Road, Heath Park, Romford, Essex.
Telephone: Hornchurch 59982

TREASURER

AUDREY CHESWRIGHT. 2 Cedar Avenue, Wickford, Essex.
Telephone: Wickford 2531

EDITOR

KELVIN HOLT, 18 Stebbings, Langdon Hills, Basildon, Essex.

ASSISTANT EDITOR

KEVIN BROWSE. 6 Seven Acres, Wickford, Essex.
Telephone: Wickford 67640

LIBRARIAN

DAVE HOUNSELL. 19 Windmill Steps, Kursall Way, Southend-on-Sea, Essex.

PUBLIC RELATIONS OFFICER

CLIFF ABLITT. 57 Fraser Close, Shoeburyness, Essex.

SOCIAL SECRETARY

LEN FOX

CATERING SECRETARY

AUDREY CHESWRIGHT. 2 Cedar Avenue, Wickford, Essex.
Telephone: Wickford 2531

MEMBERSHIP SECRETARY

BARRY McDONALD. 62 Wear Drive, Springfield, Chelmsford, Essex.
Telephone: Chelmsford 252271

TABLE SHOW SECRETARY

ANDREW WALLER. 32 Hamilton Road, Heath Park, Romford, Essex.
Telephone: Hornchurch 59982

COMMITTEE MEMBER

DAVE NICE

EDITORIAL

KELVIN HOLT

Firstly, I would like to welcome all new members to the club who have joined since our Open Show. Secondly, I apologise for the long wait for this edition of the journal due to holidays and the lack of items coming forward over the last few months.

Since our show in May the club has had a full and varied programme. We had a forum night which was informal and gave old and new members a chance to talk about each other and the club. This was followed by the trip to London Zoo, which was well supported by members and friends, unfortunately it rained all day but I think everyone had a very enjoyable day out. About 30 members went behind the scenes in the Aquarium, this was very informative and enlightning.

At the beginning of June the Inta»club Competition began with a visit to Walthamstow, S.L.A.D.A.S. did quite well in both the quiz and showing this has since been followed by our leg of the competition later in June and Eomford's leg in early August.

June also saw one of our auctions when many bargains were on offer and picked up by members old and new. The auction had various items renging from fish and equipment to a camera and pond or house plants.

At the beginning of July our thenks went to Dick Mills for travelling from London to give a very good talk on Angel Fish Keeping and Breeding. July also saw our Vice President giving his first talk ever to which he admitted being terrified. Ia the end he confessed he enjoyed the experience and also members of the club agreed he had done very well.

Dave Nice is continueing Judging and has been put forward to the F.B.A.S. for further training, hopefully in time he will become an Open Show Judge, Best of Luck DAVE.

We also had two unexpected club trips in June and July. Firstly, we had a trip to Wildwoods in Enfield which gave members a chance to visit a large Aquatic fietailer who is not often visited by S.L.A.D.A.S. members, as it is a little bit out of the way. Our thanks to Paul Mills for his hospitality and invitation to the Wildwoods Open Evening for any Aquarist Club that wished to except. Also Len Fox arranged our coach at a very reasonable price, thanks LEN.

In July, Len Fox again acquired a coach for a visit to the Deal Open Show. This was well supported by members old and new. During Judging some members walked down to the beach which was further than expected, the pub was still open after our long walk so most .disappeared for a drink. At closing time we went on the beach and some even went for a swim (they must be mad). Look out for Terry Waller's slides at a later date,

August will again be a busy month with a talk by Mike Sandford on Catfish,one I definately won't miss. Chris Cheswright will give a talk on Foods and Feeding later in the month, and then to finish off a trip to Ashford Show on Bank Holiday Sunday plus a trip out during the Judging.

AS YOU CAN SEE A VEBY BUSY CLUB

BYE FOR NOW

KELVIN

PRESIDENTS PAGE

The last time I sat writing my page for the journal it was just before the Open Show, and we were all in great anticipation about it. Well as I said it had all the makings of being a great show and I think it was just that. Terry has done a fine article on the show so I won't go into details. But will take this opportunity to thank him for his arduous endeavours. With the help of D. Durrant and the rest of us plus the man with the transport Jim. Wylie and other non club members. I feel safe in saying our show was just great,

Since the show we have had an enjoyable day at the zoo. With a tour of the aquarium, which was of great interest.

Some of us managed to get to Walthamstow for the interclub. Walthamstow and Romford have been to us. We are in a good position in the interclub quiz, and the table show to win and hope that we do.

We have also had an unexpected coach trip to Wildwoods. This was made possible with the aid of Len Fox. So I take this opportunity to thank him.

Since the show our membership has grown to over the 100 mark. With a lot of members attending meetings.

The meetings have been interesting. With plenty of participation by members. This is all good, lets carry on this way.

As I said last time the home furnished and pond competitions are to be arranged and are now in the process of being sorted out.

Also the trip to Deal was enlightning and a trip to Ashford is on the cards. With a dance about October/November time to arrange plus all the club evenings, there is plenty to look forward to. look forward to seeing you at meetings, and as I have said before if you have any ideas to improve the club or something happened you don't agree with or perhaps don't understand come to us the committee and we will do our best to sort things out.

Well hope you enjoy the journal. Good luck however you need it.

DAVE BURGESS

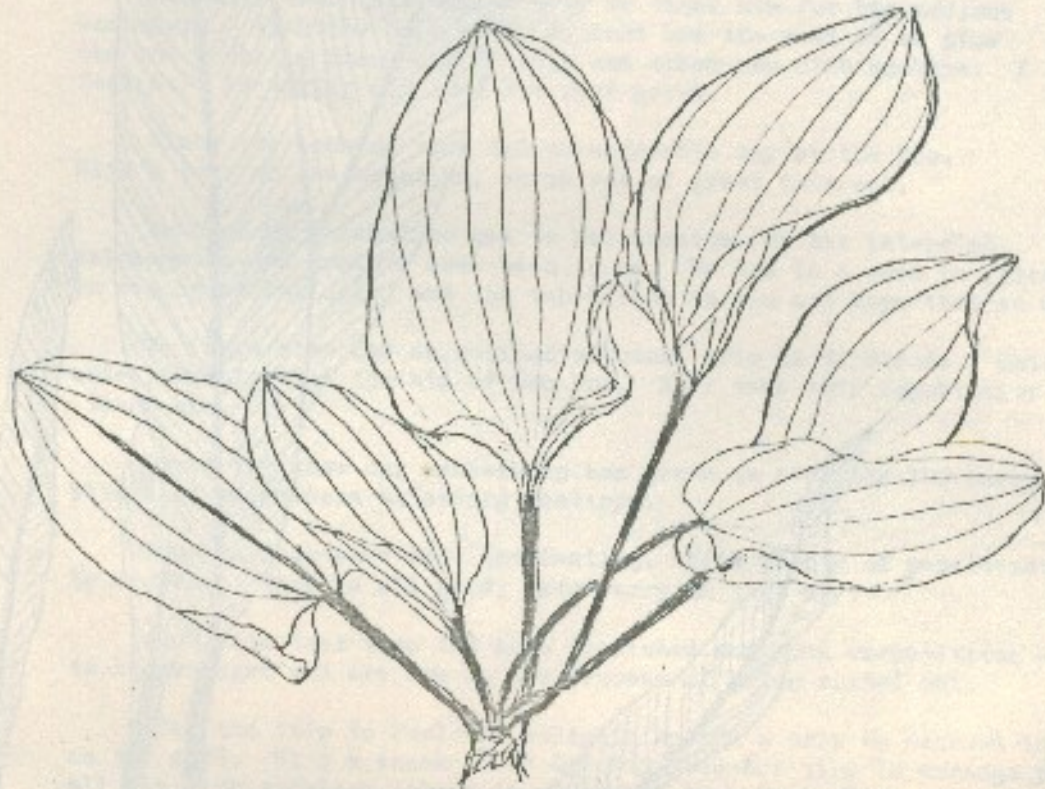


Aubias Lanceolata - Schott

African Spearblade

This plant belongs to the family Araceae and comes from Nigeria, Cameroon and Gabon. It is the most widely cultivated species of this Genus.

The leaf measures 30-35cms (12-14ins) of which about half consists of the blade, which is 15-20cms (6-8ins) long and about 5cms (2ins) wide. It is grown like cryptocorynes in a shady place, in soft, slightly acidic water with an established bed. In order to form a well-developed rootstock it needs a layer of sand on the bottom 10-15cms (4-6ins) deep. It propagates in the same way as the other species by subdivision of the rootstock.



Echinodorus Macrophyllus (Kunth) Micheli

***Echinodorus macrophyllus* (Kunth) Kicheli**

This plant belongs to the family Alismataceae and comes from Eastern Brazil from where it extends to the temperate zone of the Argentine. It is usually called, incorrectly, *E. grandiflorus* or *E. muricatus* by Aquarists.

The leaves are 30-40cms (12-16ins) long. The heart-shaped blades are dark green, usually have slightly wavy margins.

E. macrophyllus should be grown in clean water with an inferior bed in a spacious tank. It is not particular as to temperature and can survive in both tropical and cold-water aquaria. It propagates by dividing its rhizomes or through young plants developed within the inflorescence. It rarely flowers in the aquarium therefore propagation by seed is uncommon.

OPEN SHOW REPORT 1964

TERRY WALLER

Two weeks before the day we worry with anticipation and on the day itself we are frightened by the sheer size of it, now weeks after we all wish it was starting again. Why I wonder, could it be that we all enjoyed it. The biggest worry to D.D. and myself is after all the planning, worry and expense we lay out is, will the people turn up and bring fish etc.-, We need not have worried because turn up they did, in their hundreds. We have threatened to stage a real big one for the past couple of years getting very near to the 700 mark but I don't think any of us was ready for what was going to happen on the 5th May, 1984. Our's was the biggest show certainly within my memory and that includes the national shows like Ally Pally and Belle Vue.

By members going out Sundays and supporting other club shows they came to us, we had clubs from Ipswich, Bracknell, Runnymede, Brighton, Deal, East Kent, Ashford, Romford, Walthamstow, Mid Sussex, East London, Ilford, Harringay, Sudbury, S.E.L.A.S., East Dulwich and all clubs that the Southend regulars visit during the year, so our thank must go to Doug, Wilf, Roy, Dave Nice, Kelvin Holt and Chris Cheswright. The effort they put in all year is rewarded on the day by clubs coming back.

Setting up on Friday evening is always difficult, it is not so attractive as a job of jobs on the day but again like last year the turn out by members and non members was very good. We were set up and ready for business by about nine o'clock and by ten most had drifted home to sort out their entries. Paul Boore had had a very difficult time trying to spell Southend Leigh & District Aquarist Society on the top of a twenty foot ladder and Fred Ray although he kept threatening to go home never in fact got there, not until the morning anyway. Benching progressed through the night with people coming and going, highlights of the night was all watching Neil Claydon bench the Snakehead and laying bets to how long it would stay in the tank. The *Abba abba* from Aquarius got fed up and went for a walk, quite a problem this because you must not touch them, you can get a nasty sting off it, quite entertaining watching them trying to coax it up using two box lids and a lot of pluck. We had a lull between 5-8 a.m. and we took advantage of this to set up our furnished tanks and aquascapes, good job we did because from then on we were to get very little rest.

Most of the night shift drifted home or went to see Kevin in Studio One, we thought he would have had breakfast on the go but this turned out to be a rumour. When we came back about nine o'clock it was really on the boil, people everywhere, benching, looking, booking in, raffle tickets going like hot cakes and the kitchen in full swing. We started running out of space about eleven o'clock and began the traditional moving about of classes to get them in. It was at this time disaster struck with the stand collapsing. What happened was that when we put the staging up, the corner to corner supports somehow got left off and in spite of checking, it was still left unnoticed and as it got heavier with entries so it started to lean and finally went over. It was at this time we saw the best in people because so many people pitched in to sort it out that you could not move for help. The outcome was we lost three fish and a number of tanks, the tanks were replaced but of course not the fish. Obviously some people ended up with the wrong fish but there was not one single complaint, people were marvelous. The judges comment was interesting "some fish are not deporting and a lot have fin damage" not surprising as half of them were being kicked around the floor a few minutes previous.

Judging started twenty past twelve and members took a breather, all except Audrey, Linda, Jill, Mrs. Ede and Audrey's daughter Ann who now started serving in earnest and cooking the twenty-five meals or so.

Cont.....

SWALLOW AQUATIC
CENTRE
AND NURSERIES.
LONDON RD. RAYLEIGH.

TROPICAL - Koi - COLDWATER - MARRINE


PONDS - FOOD - ACCESSORIES - PLANTS

OPEN 7 DAYS A WEEK

9 A.M. TILL 6 P.M.

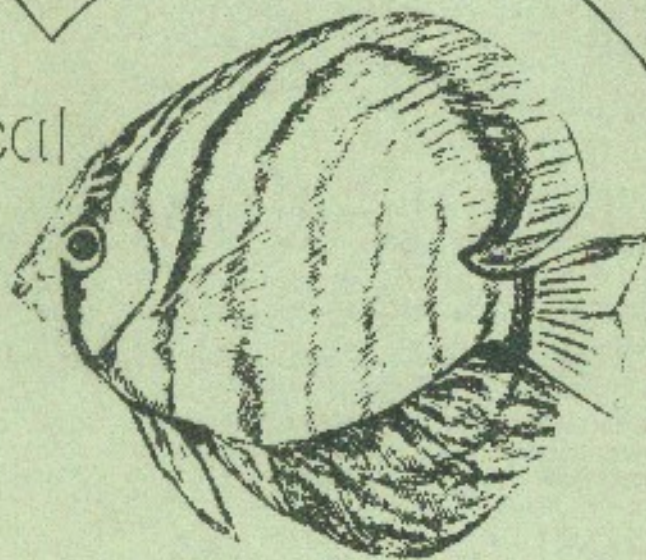
PHONE

RAYLEIGH. — 781265.



Tropical

Marine



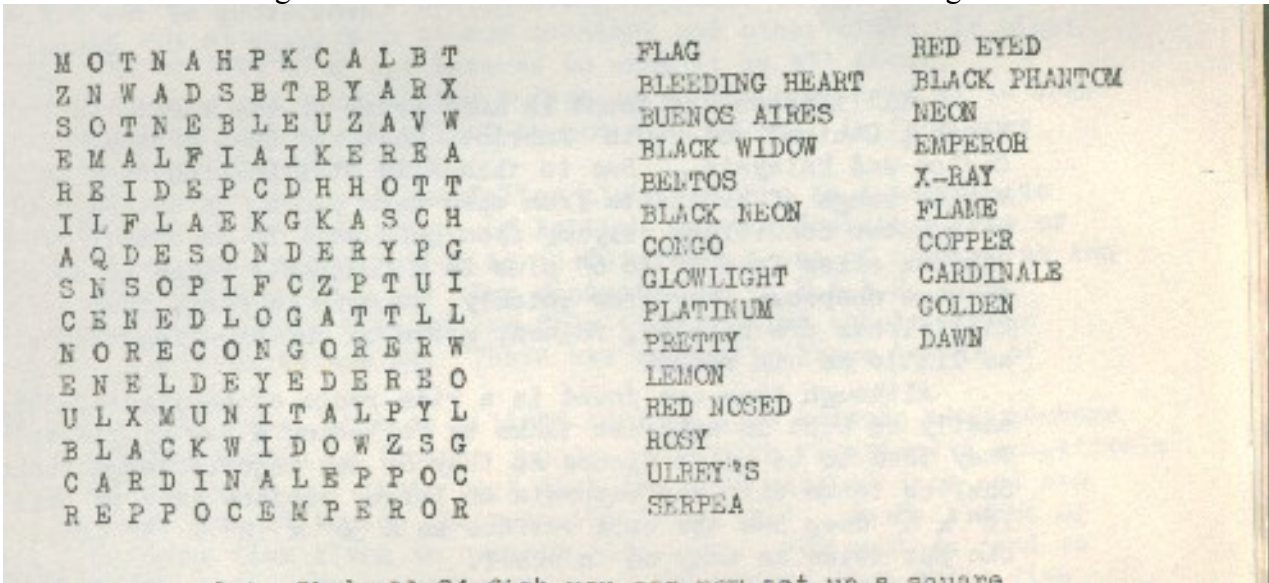
Coldwater

727 Rayleigh Rd, Hutton.

- 11 -
WORD SEARCH

by Kelvin Holt

All the below are English Common names of a few Characins all ending in Tetra.



Well if you managed to find all 24 fish you can now set up a square and I'll publish it.

XX

MORE THAN FISH IN THE TANK

by M. Shaibe

(taken from Hamilton & District Aquarium Society May 1976)

More than fish and slants can go together in an aquarium. A wide variety of aquatic animal can be added to make the aquarium more interesting besides providing something of a challenge. Because of the difficulty in maintaining aquatic animals, keeping them should not be attempted by the beginner. To keep things short, I will not go into detail. Aquatic animals can be divided into two categories - those with backbones such as turtles, newts, or frogs and those without backbones, such as crabs, shrimps or clams.

Turtles, newts and frogs can be kept in the aquarium but they require a dry area onto which they can periodically come to warm themselves, and the tank must be cleaned more often. Turtles will also prey on the fish in the tank. There are at least two fully aquatic vertebrates that are ideal for the aquarium - the African Frog and the Surianam Toad (from South America). They never leave the water and can be fed most fish foods. You have to make sure, however, that there are not any fish small enough to be eaten by them, and that likewise there are no fish large enough to make a meal of them.

Crustaceans such a fairy shrimp, Red or Rock Crabs, Fiddler Crabs or crayfish can be kept in the aquarium as well. They are excellent scavengers and will pick up any extra food from the bottom. Very good aeration is necessary however, and hiding places must be provided for all crustaceans shed their shells periodically and become very vulnerable at that time. Unless they can get to a place to protect themselves from the fish, their flesh will be eaten away before the new shell has time to harden. Again, no crustaceans should be kept with fish big enough to eat them.

I have been talking up to now only about freshwater tanks. There is much to be said about saltwater aquaria as well. There isn't too much I can say as I don't go into salt water setups, but a far greater variety of aquatic animals are available

KILLIFISHES

Compiled by the South East Essex Area
Group of the B.K.A. Written by
C. Cheswright

Killifishes are found in most areas of the world, including North, Central and South America, East and West Africa, Spain, Ceylon and Malaysia. Due to this wide distribution they inhabit a wide range of habitats from open warm pools, to shaded cool areas with water conditions varying from Soft Acid to Brackish. They exhibit various sizes from $\frac{3}{4}$ " to 6" plus in a fantastic range of colours and finnage shapes. They grow quickly, so much in fact, that some killifishes are hatched, raised, grown on and breeding themselves in as little as six weeks.

Although they are found in a wide range of habitats, they can easily be kept in Aquarist tanks by following a few simple rules. They tend to be quiet fishes so they do not require large tanks. Shallow tanks with the emphasis on larger surface area is best i.e. 18" x 6" deep has the same surface area as a 36" x 12" x 15" deep. You can put twice as many on a shelf.

Water conditions generally should be half rain half tap mixture at 72°F with dim lighting. One 3ft/4ft tube in the ceiling is enough for killies. Obviously with this low level of light the main plant is willow moss. NO gravel as this will make the water turn hard rapidly. The low heating requirements means room heating becomes viable.

Most killies will take any food, though they do require an occasional feed of live foods to keep in condition. This being bloodworms (a firm favourite of all killies) Tubifex, Grindal worms, chopped earthworms, and of course, in common with all killies are difficult when it comes to dried food, but they can usually be made to take it.

The variations in breeding habits are the most interesting aspects of this group of fishes. Some come from areas where the pools completely dry up and life ceases. However, the eggs are deposited right under the mud before this happens and lay dormant until next seasons rains, when the eggs hatch and the cycle repeats itself.

Some fishes come from areas where the pools sometimes dry out and these fish lay their eggs in a furrow of the mud, then lightly covered. If the pool does dry the eggs go into a dormant state as before but the dry period is much shorter, about eight weeks.

These breeding patterns can be simulated in the aquarium by letting the fish spawn in a suitable substance, usually peat moss, then removing the peat, drying it out and storing in a plastic bag, wrapped in newspaper in a warm shaded area of the fish house. After the correct time delay, from six to thirty weeks depending on the type of fish, the peat is simply placed in aged water of the correct temperature.

When hatched most killifishes fry will take the newly hatched Brine Shrimp and will grow rapidly. The remaining type of fish, are those which lay eggs on plants or in floating plant roots. These eggs do not go through a dry period and generally hatch in twelve to twenty five days. Instead of plant, nylon wool can be used.

This is only a brief introduction to Killifish. We hope you are interested in trying these fascinating fish. There is a local group of the British Killifish Association near you. Why not come along. You will be made very welcome.

SHOWING FISH and what it's all about

Terry Waller

With so many newer people coming along to the club and watching us all going mad showing fish at our meetings and other clubs, it might be a good idea to give some outlines as to what it is all about.

First let me state that taking a fish to a show, provided it is done in a proper manner has no ill effect on the fish at all, in fact some fish seem to enjoy the experience.

Our club along with all our fellow clubs belongs to a nationwide organisation called the Federation of British Aquatic Societies, one of the functions of this organisation is to formulate a set of show rules and standards that are upheld at any show conducted by an F.B.A.S. club. It also trains the judges that we see from time to time and lays down the various standards to aim at. There are basically three levels of showing.

1. The club table show, this is a light hearted show between club members and is usually judged by trainee judges. The more experienced competitors don't tend to bring out their best fish for this sort of show and are usually more pleased to see the newcomer doing well. In fact some of them only bring fish along to support the event. New members tend to hold back and not enter, perhaps they are frightened that their fish might not be up to scratch, they might do something wrong. Well in answer to both these reasons all I can say is it is a known fact that someone has always got a better fish at home than the fish that won, are the people that win regularly better aquarists than the newer members? Of course they're right but they are having a go. As for doing something wrong well so what if you do, is everyone going to laugh or take the mick of course not, we all started somewhere and everyone at the club will be only too pleased to give you a hand, please ask. Beginners get a lot of satisfaction out of seeing their little fish doing well in a little class of eight or nine.

2. Inter Club shows are a little more serious but are meant to be enjoyed none the less. Here it is the overall result that matters most, we all want to see our club winning and the only way we can do it is getting the fish up there on the night. Usually the judging is done by a trainee judge accompanied by higher grade judge. This type of competition is on a home and away basis with each club picking its own classes.

It is important to go to the away leg because it encourages them to come to us, Also when we meet up and all go together it makes it more of a club effort and friendly rivalry begins to build up and we find ourselves helping each other.

3. The Open Show which is a very big event in the clubs year, needing a lot of planning by the Show Sec. and a lot of work by the members. to make sure it is a success. Only top judges are allowed to judge at this grade of show. Usually the quality of fish is good but not always, so don't be put off. Some shows of course are bigger and better than others, S.L.A.D.A.S. got 850 entrants but Folkstone only got 250 or so. A few of our members go from show to show at some or other enjoying little successes but all of them will be the first to tell you that they are really just ordinary aquarists who bother to go and sometimes getting a little bit of luck and other times missing out, it happens to us all.

Believe it or not all results at FBAS Open Shows are filed away by the FBAS Trophy Officer, this is because the FBAS makes special awards for when you achieve 25 firsts, 45 firsts, and 75 firsts.

When you have won 25 firsts you are awarded a bronze badge, 45 firsts you are awarded a silver badge and when you get to 75 firsts and believe me that is a lot of firsts, you are awarded a solid gold badge. These awards are given out at Open Shows or at delegates meetings always with ceremony as these awards are not taken.....

cont....

continued

SHOWING FISH and what it is all about

lightly by either the exhibitor or the Federation, At the moment here at Southend, YWilf is on his way to a bronze as is Dave Nice and Kelvin, Doug has almost got his bronze (he has one more), Chris Cheswright and Andrew both have golds, both awarded within a few weeks of each other. The Federation was formed in 1938 but Chris and Andrew are only the 16th and 17th people to win them and Andrew must be the youngest of all time, as for myself I have a silver and have eight to get for my gold.

When you enter Open Shows always enter as yourself and not as Mr and Mrs. or you will not qualify for the badge scheme.

To do well at an Open Show or even our own Table Shows you do not have to have a full size fish, although it can help. You do have to have a fish that is a reasonable size, say half size and over for Table Shows and three quarters and over for Open Shows. It has to be healthy, in good condition and not too old, it also helps to present it well but more of that later. Most Table Show classes are pretty easy to do well in but like Open Shows some classes are easier than others, Catfish, Corydoras, loaches, AOV, are very difficult. Characins, Barbs, Cichlids and labyrinth are easier while Fighters, Killies, Rasboras, Guppies, Swords, Mollies and platies are the easiest. Here is a breakdown of the FBAS Show classes.

A. Furnished Aquaria and Aquascapes B. Barbs C. Characins D. Cichlids E. labyrinths F. Killifish G. Catfish H. Corydoras J. Rasbora K. Danios and WC.M.M. I. Loaches T.AOV Egglayer N. Pairs O Maleaie Guppies F. Female Guppies Q Swords R. Platies S. Mollies T. AOV. Livebearer U.Goldfish V.Twin Tail W Native fish X.Breeders Y.Marines Z.Plant.

Sometimes these classes are further split to accommodate fish that would not stand much chance shown in one big- class, these are called Sub Divisions the most common are Ca. Tetras Cb. Pencil Fish. Da Angels Db True Dwarf Cichlids Ea. Siamese Fighters Ha. Brochis Ia. Botias Ma. Labeos (sharks) Nb-m. Pairs egglayers No-t Pairs livebearers.

Each Open Show has a Championship Class, These classes are allocated out one to a show and the winner is deemed to champion of the species for that year, i.e. last year Southend championship was Ma. labeos (sharks), that means Mr. Hicks of Bexley has the champion shark for 1984, Mid Sussex had Barbs, Deal has Brochis etc. etc., At the end of the year all these championship winners from all that year's shows come together at a venue, are judged and the Supreme Champion is found, two years ago there were 45 champion fish taken to South Shields from all over the country and a Southend member came second, losing out by ½ a point.

Likewise the Best of the Show award is greatly sought after, this the agreed overall best fish in the entire show.

When you take a fish to a show you will need a little tank to put it in, the minimum size of this tank is 4"x4"x4" anything smaller and the exhibit will be disqualified. You are allowed to have the bottom and back painted black and this is a great advantage to help the fish display well. Black is the only colour allowed. Always bring as much of the water or water straight from the tap, you won't kill it but the fish will not be happy and will probably get covered with bubbles. We always take fish in plastic bags with an old plastic orange juice container full of aged water, this along with the tanks and top glasses go in a polystyrene box. The fish are usually caught the night before and packed ready for the morning. Also in the box you should have a fine net, a cloth for wiping the front glass and a short length of syphon tube,

PLANT INFORMATION

Supplied by Dr. W. Vivian De Thabrew of SUHADA PLANT NURSERY, IMPOHTOR,
COLLECTOR AND EXPORTER OF TROPICAL, FRESHWATER AND MARINE PLANT

Plants not suitable for the Aquarium

The information contained in this leaflet is designed to give the aquarist guidance in selecting true aquatic plants, for it lists plants currently available on the aquatic market which are not suitable for growing in the aquarium.

Many thousands of aquatic plants are imported into Britain every week from Singapore. Though the majority of these are genuine aquatic plants there are also many bog and land plants included in these shipments, which eventually find their way to the aquatic shop and subsequently to the aquarium.

Bog Plants are capable of surviving in submerge conditions for a few months before they perish.

Land Plants will survive a few weeks underwater undergoing total physiological breakdown and then rot away. These are the very plants which are available from the Garden Centre or Horticultural shop, as indoor or house plants. These pretty house plants will do well growing in pots and plants troughs, but not in submerge aquariums. The following is a list of these plants.

Acorus intortmedius (Dwarf Rush)

Acorus pusillus variegata (Variegated or Striped Rush)

Aglaonema simplex

Alternanthera sessilis (Parrot Leaf)

Alternanthera versicolor (Copper leaf)

Caledium

Chamaedorea

Chlorophytum (Variegated Wheat Plant)

Cordyline terminalis (Red Cordyline)

Dieffenbachia (Dumb Cane)

Dracaena sanderiana

Dracaena marginata (Rod edge)

Fittonia argyroneura (Snake Skin Plant)

Hypoestes sanguinoleuca

Iresene herbstii (Blood-red Stricta)

Lagenandra ovata

Gymnocoronis spilanthoides (Spade Leaf)

Ophiopogon japonicum (Fountain Plant)

Pilea cadixei (Aluminium Plant)

Spathiphyllum wallisii

Syngonium (Star Dust Plant)

THE FOLLOWING BOOKS GIVE COMPREHENSIVE INFORMATION OF THESE HOUSE PLANTS

F. Ward & P. Peskett - Indoor Plants (Ward Lock)

R. Hay & P. Syngé - The Dictionary of Garden Plants (Edury Press)

G. Kromdijk - 200 House Plants in Colour (Lutterworth Press)

P. Hunt ed. - Greenhouse and Indoor plants (Ward Lock) Graf. Exotic Plant Manual (Horticult. tutorial Books)

Graf. Exotica III (Horticultural Books)

Graf. Tropica (Horticultural Book)

F. Perry - Beautiful leaved Plants (Scolar Press)

PLANT INFORMATION

Species: *Aponogeton rigidifolius*

Easy pronunciation: Ap-ono-get-on rig-idy-foe-1ius

Habitat: Sri Lanka

Description: A narrow cylindrical, horizontally growing rhizome, produces very long, brownish-green to brownish-purple, leathery, smooth leaves which are deep mauve and slightly wavy at the edges. They are also translucent with a prominent midrib and many fine lateral veins.

The first few leaves are short and rigid. The plant grows to a height of up to 24 inches (60 cms)

Cultivation: The growing medium should contain some organic humus. The usual mixture suitable for most aquatic plants i.e. clay or sand and peat will be most suitable. As it develops a dense mat of roots, the depth of the mixture should be at least four inches.

The creeping rhizome produces young plants which can be divided and transplanted. This species can also be grown in a peat or clay base alone. If peat is used, it will grow quite tall while clay will induce it to grow compact with tougher stalks and fairly brittle leaves.

Other requirements:

Light: Good light from above and whenever possible sunlight from the front.

Water temperature: A range of 72° - 78°F.

Water conditions; Soft water with slight acidity, pH 6.5 - 6.8. It also requires small amounts of boron and iron for prolific growth.

Comments:

A very slow growing plant which is sensitive to light conditions. If sufficient attention is given excellent accent plants can be grown. The beautiful foliage with leathery texture, adds a pleasant contrast to the tank flora. Plenty of space should be given for this plant so that it may bush out. Therefore other plants should not be planted too near it. Rhizomes of *A rigidifolius* are used as a medicinal herb in the East.

No resting period necessary.

The data on this leaflet has been adapted from '**POPULAR TROPICAL AQUARIUM PLANTS**' by Dr. W. Vivian De Thabrew.

Published by Thornhill Press, 24 Moore Road, Cheltenham, Gloucestershire.

Species *Aponogeton undulatus*

Easy pronunciation Ap-ono-get-on un-du-lar-tus

Habitat; India, Malaysia, Sri Lanka

This is a tall plant growing upto 18 inches (45 cms)

Cultivation: Very undemanding as to its growing medium, it will grow well on any substratum. Unwashed sand with some peat is most adequate. Propagation is by seed, which occurs readily in the aquarium.

Other requirements:

Light: Moderate to strong lighting. Very adaptable. Water temperature: 72 - 78° F

Water Condition: Soft water with slight acidity to neutral. pH 6.5 - 7.0

Comments: A very hardy and easy to grow species. The true species is rarely available to the aquarist. What is normally available is a hybrid. Being undemanding as to most conditions this should be the first choice of every aquarist. It requires to hibernate in Winter and during this period the temperature should be lowered to around 62 - 64°F Therefore the rhisomes should be removed and stored in the manner as described for *A ulvaceus*,
A. undulatus is used as a vegetable in the East.

Species: *Nymphaea stellata* (Pubescens)

Easy pronunciation; Nim—fay-a stell—ar-ta

Habitat; India, Pakistan, Sri Lanka.

Cultivation; A medium consisting of good organic matter or a layer of loam or peat below a gravel or coarse sand mixture with plant detritus is ideal. The corm will over-winter and produce new plants for several years.

Other requireements;

Light: Good light from above

Water temperature ; 72 - 75°F

Water Condition: Soft to slightly hard water. Slightly acid to neutral condition, with a pH of 6.5 - 7.0

Comments ; An extremely attractive, hardy, easy to grow species. An excellent accent plant.

**FEDERATION RECOMMENDED STANDARDS FOR AQUARIUM
FURNISHINGS OTHER THAN FISH AND PLANTS**

Due to the great interest by the Sterba Convention with regard to the furnished aquaria display the FBAS feel that the time is now right to take a long serious look at the tank furnishings being flaunted at shows. It was for this reason that the following suggestions have been drawn up have been drawn up with block and tackle by a special sub-standard Committee at a meeting held beneath the Dartford Tunnel on the third Thursday after Epiphany.

- 1 **DIVERS**.... should be large headed, big booted and of heroic stance. Any sign of "Duck-Disease" will be down pointed severely. Inclusion in the same tank as rNo. 5 to be considered dangerous.
2. **FROGS** bubbles ejected from the mouths of ornamental frog's will be spherical, one inch in diameter and released at regular intervals of 30 seconds. Any bubbles passing from the other end will see the exhibit disqualified. Frogs will be highly coloured and of no known species.
3. **SUNKEN GALLEONS** These will be small enough to look ridiculous when compared with the accompanying fishes and must NOT be shown in marine set ups where they might appear logical. It is recommended that they be placed poop over sprit. The captain must always be visible as the ship which sinks without its captain will be penalised as unsporting.
4. **GLASS MARBLES** will be at least half an inch in diameter and as a general guide be bigger the better as more decaying food and other debris can be accumulated between them. Colours are to be of a violent nature and clash with each other as much as possible.
- 5 **MERMAIDS**. must be judged in two parts. The upper half is to resemble as near as possible Dolly Parton, but with hair reaching the waist. The bosom must be well developed, evenly balanced and self supporting. The lower half should be well developed also and should bulge attractively at the hips then taper off disappointingly to end in a caudal fin unlike that of any known fish. Inclusion in the same tank as No.1 will be at the risk of the exhibitor and no responsibility will be accepted by the Federation.
6. **TREASURE CHESTS** should have four sides and a lid. The lid desired to be open in which case the treasure should be tawdry and glittering. Preference will be given to chests so overgrown with algae as to be unrecognisable.
7. **SUBMERGED CASTLES**..... must on no account give any indication as to why they are submerged, the highest turret must be below the water level, aerial turrets will be down pointed. There should be enough room inside for dead fish to lie unnoticed. The architectural style recommended is "Butlins Fun Fair" early period.
8. **OYSTER SHELLS** Should be immense in size when compared with any other decoration, no consideration of the diver eating oyster should be considered. At regular intervals the shell must open, revealing a pearl as big as a house-brick and releasing a bubble of air capable of knocking a large Oscar sideways.

SCALE OF POINTS.

1 Whimsicality	20
2 Gaudiness	...	20
3 Futility	20
4 Disproportion	20
5 Tastlessness	20

Under current review

Sunken Bamboo Bridges, Fire Throwing Dragons, Frankenstein and Lagoon Monster
Paddle Steamers, Wind blowing multi coloured wheels

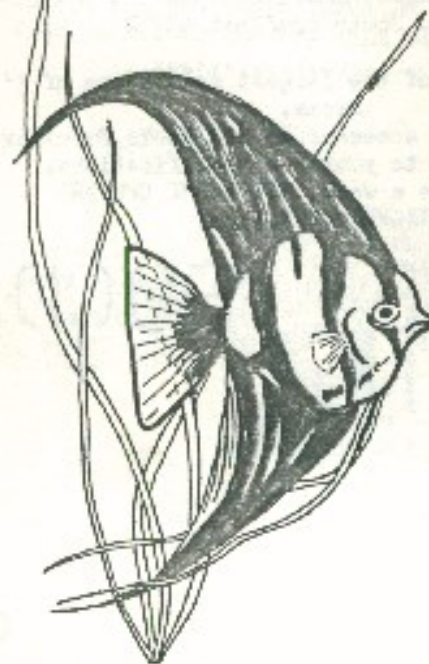
AQUATIC AND PET SHOP

81/83 SOUTHERNHAY, BASILDON.
TELEPHONE: BAS.21680

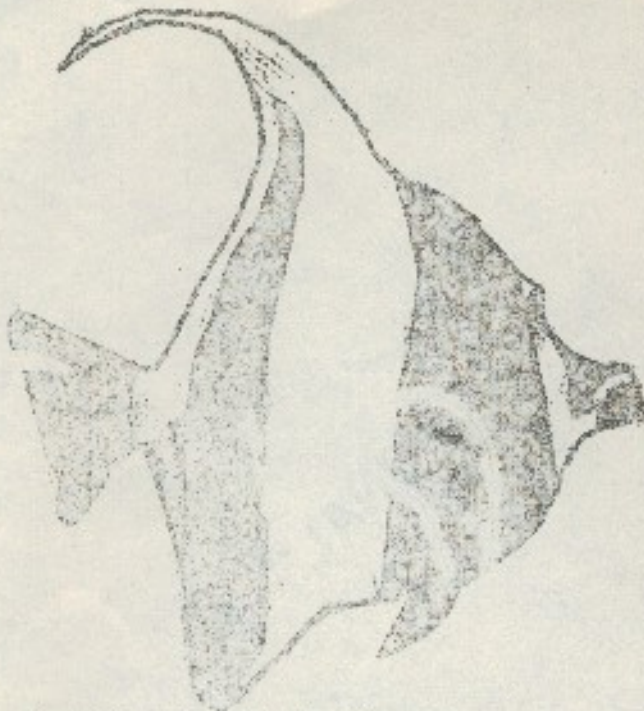
TROPICAL
AND
COLDWATER
FISHES

PLANTS,
FOOD
AND
EQUIPMENT.

ALL LIVESTOCK
FOODS AND
REQUISITES



LARGE SELECTION
OF DOMESTIC
LIVESTOCK



MARINE
AND
TROPICAL
FISH

AQUARIUMS + MORE

DISCLAIMER IF MARINE - TROPICAL
AND COASTAL
FISH ACQUIRED MADE TO YOUR OWN
Satisfaction


STUDIO ONE

AQUATICS


OUR EXPERIENCE IS VAST, OUR ADVICE FREE

23 HONEY CROOK,
LONDON-SE-8

SOUTHEND 714632



SOUTHEND, LEIGH
AND DISTRICT
AQUARIST SOCIETY



JOURNAL.

SOUTHEND LEIGH AND DISTRICT AQUARIST SOCIETY

(founded 1935 or before)

Affiliated F.B.A.S. & A.E.E.L.A.S.

Meetings are held on the 1st and 3rd Tuesday of every month, the meeting commences at 8.30 p.m.

VENUE

**ST. ANDREWS CHURCH HALL,
ELECTRIC AVENUE,
WESTCLIFF-ON-SEA,
ESSEX.
(entrance in Southview Drive)**

**BI - MONTHLY JOURNAL
Number 99 NOVEMBER 1984**

CONTENTS

COMMITTEE LIST OF 1984	page	2
EDITORIAL	"	3
PRESIDENTS PAGE		4
RAINBOW FISH AS I REMEMBER THEM	by T.WALLER	" 5
PLANTS AND THE AQUARIUM	by P. BLOMFIELD	" 6 & 7
FIND THE CICHLIDS		8
PLANTS INFORMATION LEAFLETS		11 & 12
BREEDING BARBS	by C. CHESWRIGHT	" 13 & 14
A GUIDE TO THE APPLICATION OF SILICON SEALANT		
	by T. MOLES	" 15
"COLOUR IJS PLEASE"	"	16

COPYRIGHT Any original material may be reprinted only with prior permission from the Journal Editor, and also full mention of the Society and author is made of re-printing.

PRESIDENT

DAVE BURGESS. 11 Silverdale Avenue, Westcliff-on Sea, Essex
Telephone; Southend 337196

VICE PRESIDENT

FRED RAY. 143, North Crescent, Southend-On-Sea, Essex
Telephone: Southend 349032

SECRETARY

TERRY WALLER, 32 Hamilton Road, Heath Park, Romford, Essex.
Telephone: Hornchurch 59982

TREASURER (acting)

AUDREY CHESWRIGHT. 2 Cedar Avenue, Wickford, Essex.
Telephone: Wickford 2531

EDITOR

KELVIN HOLT, 18 Stebbings, Langdon Hills, Basildon, Essex.

ASSISTANT EDITOR

KEVIN BROWSE. 6 Seven Acres, Wickford, Essex.
Telephone: Wickford 67640

LIBRARIAN

DAVE HOUNSELL. 19 Windmill Steps, Kursall Way, Southend-on-Sea, Essex.

PUBLIC RELATIONS OFFICER

CLIFF ABLITT. 57 Fraser Close, Shoeburyness, Essex.

SOCIAL SECRETARY

Len Fox, 19, Tennyson Avenue, Southend, Essex

CATERING SECRETARY

AUDREY CHESWRIGHT. 2 Cedar Avenue, Wickford, Essex.
Telephone: Wickford 2531

MEMBERSHIP SECRETARY

BARRY McDONALD. 62 Wear Drive, Springfield, Chelmsford, Essex.
Telephone: Chelmsford 252271

TABLE SHOW SECRETARY

ANDREW WALLER. 32 Hamilton Road, Heath Park, Romford, Essex.
Telephone: Hornchurch 59982

COMMITTEE MEMBER

Dave Nice 47, Stromness Place, Southend, Essex
telephone Southend 617593

EDITORIAL

Hello, again, time for another journal they seem to get harder and and harder to write.

Welcome to all new members who have joined since last August. I am glad to see that more members are using the library. If any member would like any books added to library or can recommend any books let any member of the committee know and we will see what can be done. This will be the last journal before the new committee is elected, so thanks to all members of the old committee. The Annual General Meeting is on the 4th December so do come along and express your points of view, the club will only run smoothly if all members work for the club and express their views.

Since the last journal was written the club has as usual been very busy both at our own club meetings and out and about at Open Shows. August saw two meetings, one on Catfish given by Mike Sandford from the Catfish Association. The talk was very informative and as usual the photography BRILLIANT, we hope to have Mike visit again sometime next year. The second meeting we had Chris Cheswright speaking on foods, this covered all types of foods, various live foods, seasonal foods and dry foods.

Also in August we visited Romford A.S. for the final leg of the Inter-Club Quiz, we tried hard but with Kevin, Len, Bob and myself as our team we had a good laugh but didn't get many questions right. Romford won the quiz and the trophy but S.L.A.D.A.S. won the Table Shows over the three legs. On August Bank Holiday Sunday the Club had a coach down to Ashford Open Show, during Judging we went into Folkestone for about 4 hours and had a good time.

In September we had Mike Shadrack from Ilford Club down to talk about Sharks, both salt water and the freshwater fish called sharks by aquarists. The talk on plants by Bernard Pye had to be cancelled at the last minute, but as usual Terry (I'll do something) Waller came to the rescue with another of his slide shows.

October saw a talk by Colin Pannell on Odd Balls, we had a few comments about the title but it refers to the fish that judged in Class M. These are fish that fit into none of the other F.B.A.S. Classes. This talk showed members some of the seldom seen fish that some people seem to get their hands on. We are grateful to Colin and his wife for coming from Margate to give this talk I doubt if they arrived home much before 1 a.m. on Wednesday morning. Thanks again.

The club has been well represented throughout the summer at Open Shows. We have won many individual classes and have won Best Society at least twice, one being at Walthamstow in September.

Thanks to all members showing fish at Open Show for spreading the name of S.L.A.D.A.S. around the South-East and as far a field as Bury, Leicester, Plymouth and King's Lynn.

Now as usual one moan. Please somebody other than Terry give me some articles.

Carry on Fish Keeping
Yours Kelvin.

PRESIDENTS PAGE

Here I am again struggling to do another page for the journal. It does not seem that long ago when I did the last one.

Meetings are still going well with very interesting talks, slides etc., Members are settling down well and keeping quiet, during the talks. This is important as I have mentioned before. The average attendance is approximately 45 people per meeting, as we have over 100 members I often wonder were the rest get to, but could you imagine how it would be if everyone turned up?

When I sit and write this I never have any idea when it is going to get into your hands. I am doing this on the 9th October (I bet that's thrown a spanner in the works) and I hope you will get the journal by the 6th November.

If you do, we will only be one meeting from the Annual General Meeting. When it will be necessary to vote in a new committee.

First let me thank the old committee for their hard industrious work in the past year.

Most of them have worked very hard one or two for various reasons have not been able to get through the year. The committee members not only work hard and give up a lot of time, but really if they stopped and thought about it incur some amount of expense i.e. car travel (petrol) and also telephone calls and last but not least each committee member should in a year provide the other 11 members a light buffet at committee meetings. These few items spring to mind. No one ever complains and I am not complaining now, but I thought I would give you an insight as to what goes on, and hope I have not put anyone off becoming a committee member for the next year's turn of office. As we are definitely going to need some new officers. I don't know if you have noticed but we have not had a full committee for some time now. This does make the job extra hard on the club nights, and I have been grateful that club members have helped out rather than watch us struggle, thanks,

Our club members have had a good year at Open Shows. Bringing the various shields and cups for highest pointed club. Other members have done well with personal achievements such as best fish at show, or best breeders class etc., I hear of most of these achievements but never take a note of them which is unfortunate really, but come to the conclusion this month that we must have some very highly rated fish keepers in our society, and thank them all for representing us on our behalf and helping to hold it in high esteem.

Well, my dinner is about to appear on the table so won't rattle on any more thanks again to all the people who have put something into S.L.A.D.A.S. (our club).

So once again good luck however you need it keep enjoying fish keeping.

Yours Dave Burges

RAINBOW FISH AS I REMEMBER THEM

by Terry Waller

One of the "in" fish at the moment are the Rainbow Fish of Australia and the islands of the East Indies. The selection of Rainbows seems to get more and more prolific as this once reluctant exporter of fishes has become more tolerant towards the Western worlds aquatic requirements. Rainbows have been available for many years but the selection of species has been confined to the Madagascar Rainbow, Celebes Rainbow and two Australian types *Melantaenia nigrans* and *Melantaenia maccullochi* common name the Australian Rainbow.

As the name suggests the first mentioned comes from the island of Madagascar and for this reason seems to be the odd one out as all the others (that are known) seem to come from an area thousands of miles to the east, the continent of Australia and the East Indies. However although they tend to be a more slender species they do retain the typical rainbow dorsal, paired, and have identical reproduction habits and patterns. Males tend to be bright red in their finnage and females blue, both are equally attractive. They are also very good community fish, although they can grow to five inches. When they achieve this sort of size so the colour intensifies even more and they are very beautiful indeed.

The Celebes Rainbow is a smaller species and although not as well coloured as the Madagascar is still quite a beauty. Both male and female are coloured mainly greeny yellow rather iridescent with black streaks in the two dorsals. They are also easy to sex, the male has very extended dorsals. It is best to keep this species in water that is near to brackish.

Both these two species are excellent jumpers and prone to mouth damage.

Both the two Australian types are very similar and when young difficult to tell apart. To sex both species you must study the second dorsal, on males it tapers back to a fine point while females have a shorter more rounded dorsal. *M. maccullochi* has a colouration of pinkish mauve overlaid with lots of darker spots in lines along the length of the body. This is called the Dwarf Australian Rainbow, it only grows to about three inches. *M. nigrans* grows to about five inches and has a similar colouration except it lacks much of the spotting. This species carries quite handsome finnage being deeply coloured and when in good condition gets a thick black edge to the dorsals. This species as it grows and ages becomes very deep in the body till it is almost round.

These fishes are very easy to breed so long as you keep them in good condition and provide plenty of floating plants like Indian Fern or Wisteria. They lay their eggs a few at a time amongst floating debris and three or four days later you see babies swimming about. The parents don't seem to eat the babies but they don't seem to care for them either. You can plan a spawning by separating the parents and then bringing them together in a prepared tank,

cont...

PLANTS AND THE AQUARIUM

by P. Blomfield

When an Aquarist, however great his experience, talks about fishes and their habits, he generally prefaces his remarks with, "In my experience I have found", because there have been found to be definite facts that may be somewhat dangerous. In the case of plants, however, their actions and functions are subject to clearly defined and proved Biological and Chemical rules and we know exactly what part they play in our Aquarium set-up.

It has been said, and indeed it may still be widely believed, that one can achieve a perfectly balanced state whereby the plants provide oxygen for the fish to "breathe" while the fish provide the chemical products for the use of the plants - and so ad infinitum. This can be at once disproved by the fact that fish can live for a long time in a reasonable volume of water in which there is no plant life whatever, and furthermore, the tiny amount of oxygen given off by plants under the influence of light, due to photosynthesis, is only to a very small degree dissolved into the water and is of virtually no use whatever to the fish. The important thing from the fishes' point of view is that water very readily absorbs oxygen through its surface, and the amount of oxygen present in solution at any given temperature is constant, regardless of the number of fish in the tank, i.e. as the fish use it, more is immediately absorbed through the surface to maintain a steady percentage.

Why then, you may say, in a tank that is overcrowded, do the fish gasp at the surface? Not through lack of oxygen in the water, but through excess of the harmful gas Carbon dioxide! The action of an excess of Carbon dioxide is to lessen the ability of the fishes' blood to absorb oxygen in the gills, thus they are actually suffering oxygen starvation although the water contains plenty.

Now Carbon dioxide can escape or be absorbed through the water surface in the same way as oxygen, but very much more slowly, and if too many fish are present, then they may be passing Carbon dioxide into the water by their normal respiration more quickly than it can escape through the surface, and thus a dangerous concentration is gradually built up.

It is here that plants play a most important part. Under the influence of light they perform the phenomenon of photosynthesis, which is the production of Carbohydrates from the absorption of water and Carbon dioxide - they do in fact absorb large quantities of carbon dioxide. Thus it is what they take out of the water that matters, not what they put into it !

Actually, in darkness or in conditions of poor light, plants do "breathe", i.e. they take in oxygen in small quantities and give off small quantities of carbon dioxide, but this small adverse action is greatly outweighed by the large amount of carbon dioxide absorbed by them during Photosynthesis.

....cont.

- 7 -

PLANTS AND THE AQUARIUM

by P.Blomfield

It is important to realise that when one sets an aerator going, one is not introducing more oxygen into the water - that is hardly possible but, by the circulation of the water at its surface, one is greatly facilitating the escape of carbon dioxide, and it is the immediate decrease in the content of the harmful gas which is responsible for the obvious improvement in the appearance of the fish. Plants do of course perform other extremely useful functions, of no less importance being the fact that they use up for their growth the harmful waste products in the fishes' excreta. They also utilize almost all the various substances which will promote plant growth and thus prevent an over-abundance of the plant life which we do not want - Algae! And of course it goes without saying that plants are necessary for decorative purposes, and to provide more natural surroundings. Finally, there is no more blatant half-truth than that any plant is a good oxygenator, - from the fishes' point of view this doesn't mean a thing. What is essential is that your plants should be good absorbers of carbon dioxide and the various chemical products, which if allowed to accumulate to excess would be a danger in the tank. Lastly, to be of any service at all, plants must be growing.

This article was taken from the S.L.A.D.A.S. Monthly Journal of February 1952.

, .cont.

RAIHBOW FISH AS I REMEMBER THEM

by Terry Waller

... the only drawback to this method is that when they have been separated for a while the male becomes a hard driver when they are paired again and in some cases can damage or even kill the females. Fry grow very fast when fed on Micro-worm or Brine Shrimp and very soon become sexable. This has been a description of what has been available to aquarists for many years. Now we have many more to choose from but from their appearance I would say that their care and breeding is almost identical.

Contender for the Silliest Tombola Prizes won this year is Andrew Waller who on consecutive weeks has won


A Christmas Pudding (in July)

A nine piece wooden jigsaw puzzle

A bucket and spade (in partnership with Prank)

A commodity for sticking plants to the wall

Terry won a three foot duck with an Orange Beak and undescrivable rear end. This was won at Wolverhampton and had to be brought home on the train the others insisted he sit on his own.



FIND THE CICHLIDS

by Kelvin

Holt

4 letters

Pike
Uara

5 letters

Cesar
Pearl
Jewel
Angel

6 letters

Discus

7 letters

Keyhole
Severum
Convict
Burtoni
Auratus
Tilapia

8 letters

Festivum
Frontosa
Tropheus
Agassizi
Borealis

9 letters

Blue Acara
Curviceps
Fire Mouth
Nannacara
Kribensis
Aequidens
Crenicara
Geophagus

10 letters

Black Acara
Astronotus
Cichlasoma

11 letters

Jack Dempsey

12 letters

Checker Board
Haplochromis
Apistogramma

13 letters

Green Chromide
Lamprologus

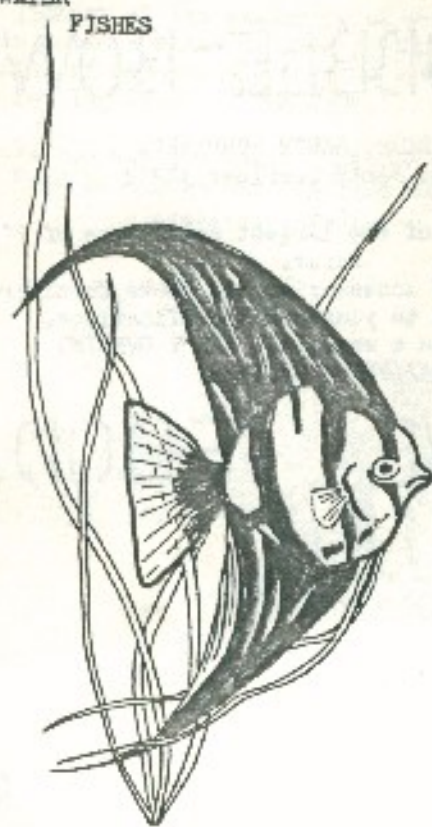
AQUATIC AND PET SHOP

81/83 SOUTHERNHAY, BASILDON.
TELEPHONE: BAS.21680

TROPICAL
AND
COLDWATER
FISHES

PLANTS,
FOOD
AND
EQUIPMENT.

ALL LIVESTOCK
FOODS AND
REQUISITES



LARGE SELECTION
OF DOMESTIC
LIVESTOCK

SWALLOW AQUATIC
CENTRE
AND NURSERIES.
LONDON RD. RAYLEIGH.

TROPICAL - Koi - COLDWATER - MARRINE

PONDS - FOOD - ACCESSORIES - PLANTS

OPEN 7 DAYS A WEEK

9 A.M. TILL 6 P.M.

PHONE

RAYLEIGH. — 781265.

Plant Information Pamphlet 3

Species: *Aponogeton natans*

Easy pronunciation: Ap-ono-get-on nar-tarns

Habitat; India, Sri Lanka, E.Australia.

Description: The tuberous rootstock is rounded or oblong, fibrous, upto 1 inch (2½ cms) in diameter. The bright green leaves come in two forms, The very young leaves are narrow, lance-shaped, slightly crinkled and very delicate looking. These are followed by floating leaves borne on long stalks; these leaves being slightly darker than the juvenile ones, sometimes undulated and with a prominent midrib bearing four to five parallel veins.

Cultivation; The planting medium should be fairly rich in organic matter.

A muddy substratum is recommended, and therefore a mixture of clay and peat is satisfactory. Grown in impoverished conditions, the plant becomes stunted but remain alive for a long time while any small shoots develop to give the appearance of an irregularly worn shaving-brush.

Other requirements;

Light: Good to strong light. Under strong light it will produce many floating leaves, while under good moderate light most of the leaves will remain submerged.

Water temperature; A range of 70°- 78 F.

Water condition; Soft slightly acid water of a pH of 6.5 - 6.8

Comments; This species is found growing in shallow-water ditches and slow-flowing rivers of the Northern provinces of India and Sri Lanka and the Southern provinces of E.Australia. It is also occasionally found growing in small colonies in shallower parts of lakes with gentle water turbulence. A hardy and easy plant to grow in the aquarium.
It requires a resting period during Winter.

* The data on this pamphlet has been adapted from 'Popular Tropical Aquarium plants' by Dr W.Vivian De Thabrew.

Published by Thornhill Press, 21 Moorend Rd, Cheltenham, Gloucestershire

Plant information pamphlet 1

Species *Acorus calamus*

Common Name Sweet Flag

Easy pronunciation: A-Kcrus Kal-am-us

Habitat; The leaves are deep green, smooth, narrow, up to 24 ins (60 cms) and pointed at the ends. These grow in a rosette borne on a thick, cylindrical, horizontal rootstock. These leaves are very aromatic. Numerous shoots grow from the nodes of the rootstock. This is perhaps the only time submerse species.

Cultivation; The planting medium should contain a good amount of humus, A mixture of peat and clay or unwashed sand with clay is suitable. In the aquarium it will thrive on a gravel or sand medium alone containing plenty of plant detritus, As it does better emerged than submerged, it is easily propagated in a container such as a flower-pot, provided the soil is kept very muddy. The propagation is done by cutting pieces of the rootstock (rhizome) and planting it in any muddy soil, The rhizome cutting will produce shoots very quickly, and strong, fine roots will develop.

Other Requirements:

Light: Appreciates good light from above and all round, though light from above alone is perfectly adequate.

Water temperature: A range of 65°- 74°F. It does well at the lower temperature, and will take some time to adapt to the temperatures above 70°F.

Water condition: slightly acid conditions with a pH of 6.5. - 6.8, and soft to hard water suitable. This species is used as a medicinal herb in the East.

The data on. this pamphlet has been adapted, from Popular Tropical Aquarium plants` by W. Vivian Thabrew

Published by Thornhill Press, 21 Moorend Road, Cheltenham, Gloucestershire.

BREEDING BARBS

By Chris Cheswright

I have bred both Tiger (*Barbus tetrazona*) and Chequer (*B. oligolepsis*) barbs successfully by similar methods. My dad has also bred Rosy Barbs (*B. conchoni*) and Niger Barbs (*B. nigrofasciatus*).

The method I used was to initially separate the males from the females and feed them well for a few weeks, by the end of this time the females should obtain a rotund appearance. The males differ from the females, in most cases, by being more colourful, apart from fish like the Tiger Barb where they differ only in the fact that the female is usually much more rounded than the male.

When they appear in peak condition a tank can be set up. This should be approximately 10" x 6" for the smaller barbs (i.e. Chequer Barbs) and about 18" x 6" for the larger ones. It should be cleaned well with hot water (not too hot or the glass will crack) and scrubbed to remove any dirt. Afterwards it should be allowed to dry and then set up in the position where you wish to spawn the fish.

I used to use a mixture of half matured tap water (stood for one day) and half rain water, or if this was not available softened water. This should be to a depth of about five inches so that a few inches of the tank are left free of water. A spawning medium must now be obtained - this being either nylon mops (the fish seem to prefer light greens or blues) or coconut fibre, this must be boiled in order to kill any organisms which may later cause fungusing of the eggs. This is now placed into the tank so that it covers the base as the fish tend to eat their own eggs.

I also suggest an air stone be added that gives out a light stream of bubbles, as the fish drive pretty hard and need a lot of oxygen.

Once you have done the above, cover the tank with a glass cover as there is a chance that they may begin to leap about, and also cover all but one side with a dark cloth. I have one side open as they tend to spawn at sun rise, so if a few rays of sunlight hit the tank it may help to induce them to spawn.

Place the fish in late at night (preferably on a Friday evening, so that their progress can be checked during Saturday and Sunday, unless you have different days off of course) and turn off the light. Check them the next morning, if they are rushing around leave them for a while as they are still spawning, but take them out within an hour or so. If they are hiding away it either means that they have spawned and are exhausted or they are petrified of the new environment, and haven't found each other. If this is the case, get hold of a mop and lift it off the bottom - if they have spawned you will see eggs on the bottom, so take the fish out immediately and cover the tank. If not, leave the tank well alone until the next morning, and check again. If nothing occurs by the third morning remove the fish, re-clean the tank, and try another pair. Under no circumstances must you feed the fish as the tank will easily become polluted.

Once you have got the eggs leave the tank alone for 24 hours, then check that the eggs haven't fungused, if you see a few that have ,

cont.....

cont...

BREEDING BARBS

by Chris Cheswright

leave them as you may do worse by sticking implements in the tank, than leaving them alone.

After a further 12 hours they should hatch, at this stage looking like splinters of glass on the base and side. DO NOT FEED YET, but leave for approximately two days until you see -them actually trying to swim this is more like short, sharp jerks.

Begin feeding either on infusoria - if you have any, or a I used, a few drops of milk in a bottle of water slowly dripped into the tank. Other foods include egg and dried foods (you can sprinkle a little of this on the surface to encourage infusoria. After 3 or 4 days on this food they should be large enough for NEWLY HATCHED BRINE SHRIMP not too much at this stage. The young not large enough to eat this may die, but the ones you are left with should be the more sturdy. In the next couple of weeks they should progress onto microworm, older shrimps, chopped grindal worm etc., By this time all the mops should have been removed, and you should change a little water each day. Some plant would also be advisable, as the fish can nibble at this.

After two or three weeks they should be transferred to a larger tank by lowering the breeding one into the new one until the water levels become equal, then just tip them in gently.

If all goes well they should grow rapidly, and be mature in about 7-8 months.

DID YOU KNOW

Our OPEN SHOW next year is on the 4th May (book your holidays now)

We are 50 years old next year.

There are 31 Labeos on the Federation size sheets.

Class C is for Mollies

Linda Melia loves being on fairground rides, especially those aeroplane ones that go round and round and round.....

Class N is for pairs, these must be the same species and sexable.

Killifish and Livebearers are Toothcarps

We've got to find a quiz team for next year.

All committee meetings are to be held around Barry's in future, by popular demand.

Peter Capon has some rare *Xiphophorus*

Who didn't see the Mouthbrooding Programme (Terry has taped it)

We seem to be dominating the Angel class at Shows these days.

The two main fish house constructions in the club have come to sudden halts.

Congratulations to Vera and her husband for winning their first cards at an Open Show.

Next year we are going to hold our own convention and closed show with invited people only.

Doug Eidgwell got Best Breeders at S.E. London Breeders Show

Andrew and Terry Waller won Best Fish at King's Lynn


A GUIDE TO THE APPLICATION OF SILICONE SEALANT

by T. Moles

Silicone sealant has a number of uses for the aquarist and is fairly easy to apply, if you have the right tools. Most important is a frame gun (you can borrow one from the Club Library) and some plastic nozzles. Insert a cartridge of suitable sealant in the gun. Dow Corning is the best for the making of fish tanks as it goes off faster than most other clear silicone sealants. Coloured silicone sometimes has anti-fungus ingredients in it and should not be used.

Next cut the cartridge seal with a Stanley knife and screw on the plastic nozzle. If a small show tank is to be made, cut the nozzle to a width of $\frac{1}{4}$ of an inch or if a larger tank is to be made, cut the nozzle so that its opening is $\frac{1}{2}$ an inch wide, as a wider joint is required.

Now that you have everything ready to apply the silicone, what you need now is a tooling stick. This is a small piece of $\frac{1}{2}$ inch by $\frac{1}{2}$ inch soft wood, cut to the shape below. This is used slightly wet to push the silicone into a neat fillet joint and to make sure that there are no holes in the silicone joint.




Now you can go ahead with the construction of the tank. Small tanks up to 10 gallons can be made using 32 oz glass. Larger tanks require plate glass. Make sure all surfaces to be joined are clean, dry and free from grease, as a final precaution, the edges to be joined can be wiped over with methylated spirit. Lay the base glass on a level surface and run a small line of sealant along the top front edge. Sit the front glass onto this silicone and prop the glass up with some bricks or heavy books. Make sure the glass is square with a spirit level before making the first joint. Holding the gun at an angle of 45 degrees gently squeeze the trigger so that the silicone fills the joint at an even width throughout its entire length. If the gun is not clicked off after use the sealant will continue to come out. To click the gun off push in the square plate situated behind the spring mechanism.

Because silicone starts to form a hard skin after ten minutes or so, each joint needs to be tooled in after application. Continue with the two end glasses and then the back, paying special attention to the corners. When joining the upright sides start sealing from the bottom and do not forget to run a small amount of silicone on the edges first. This cushions the glass. A tank made with the glass touching could crack when filled up. After allowing a day or two for the silicone to cure, test the tank out of doors. If there is a leak, skim over the offending joint after thorough drying out of the tank. One final warning, until fully cured, the silicone releases acetic acid, detected by the smell of vinegar.


COLOUR US PLEASE!

SOMETHING FOR THE KIDS
THIS TIME

THIS PICTURE WAS DRAWN BY SHARON GODDARD-AGED 14

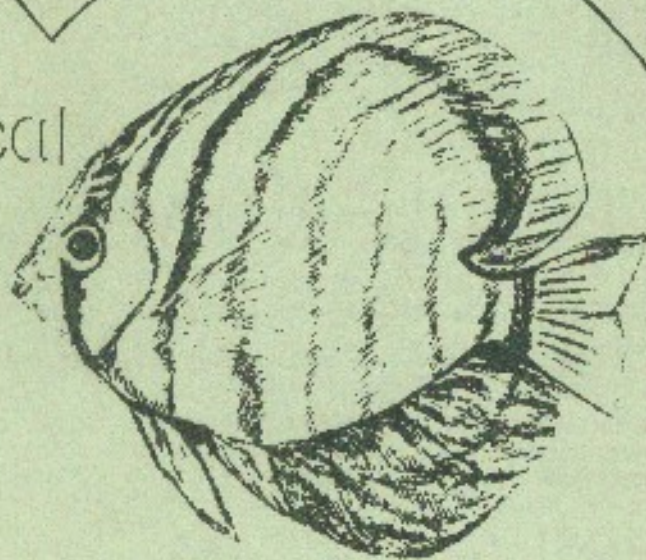


THE COVER PICTURE WAS ALSO DRAWN BY SHARON



Tropical


Marine



Coldwater

727 Rayleigh Rd, Hutton.

Studio One Aquatics



PROPS. M.W. & M.J. Wood,
(Morris & Molly)

SPECIALISTS IN MARINE , TROPICAL
AND COLDWATER
AQUARIUMS MADE TO YOUR OWN SPECIFICATIONS.


OUR EXPERIENCE IS VAST,
OUR ADVICE IS FREE.




FIND US AT

23, RECTORY GROVE,
LEIGH-ON-SEA.

SOUTHERD 714632.



Southend, Leigh
and District
Aquarist Society



Journal.

**SOUTHEND, LEIGH AND DISTRICT AQUARIST SOCIETY
(founded 1935 or before)**

Meetings are held on the 1st and 3rd Tuesday of every month the meeting commences at 8.30 p.m.

Venue :-

**ST ANDREWS HALL,
ELECTRIC AVENUE,
WESTCLIFF-ON-SEA,
ESSEX.
(Entrance in Southview Drive)
BI MONTHLY JOURNAL
DECEMBER 1984 Number 100**

CONTENTS

Officers for 1985		page 2
Editorial		" 3
Presidents Page		" 4
Aquarium Plants which grow in Alkaline Conditions by Dr. V. DeThabrew		5
Jokes		" 6
A Pair of Jewels	by Ray Stanford	9
Livebearers	by D.M. Cheswright	10
Corydoras	by K.A. Holt	"11
Beef Curry in the middle of the night with...Glenda Jackson		
	by T. Waller	12
Colouring Picture	By Sharon Goddard-Holt	14
Aponogeton Natans Leaflet		" 17
Acorus Calamus Var. Angustifolius Leaflet		" 18

COMMITTEE LIST 1985

PRESIDENT

Terry Waller-32 Hamilton Road, Heath Park, Romford, Essex
Telephone Hornchurch 59982

Vice President

Dave Nice, 47 Stromness Place, Southend, Essex.
Telephone Southend 617593

Secretary

Fred Ray- 143 North Crescent, Southend, Essex.
Telephone Southend 349032

Treasurer

Kelvin Holt-18 Stebbings, Langdon Hills, Basildon, Essex.

Editor

Kevin Browse-6 Seven Acres, Wickford, Essex.
Telephone Wickford 67640

Assistant Editor

Dave Burges-11 Silverdale Avenue, Westcliff-on-Sea, Essex.
Telephone- Southend 337196

Librarian

Phil Hayward-81 Whitegate Road, Southend, Essex.

Public Relations Officer

Don Jackson-59 The Grove, Southend-on-Sea, Essex.
Telephone Southend 66658

Social Secretary

Len Fox-19 Tenhyson Avenue, Southend, Essex.

Catering Secretary

Audrey Cheswright- 2 Cedar Avenue, Wickford, Essex.
Telephone Wickford 2531

Membership Secretary

Barry McDonald-62 Wear Drive, Springfield, Chelmsford, Essex,
Telephone Chelmsford 252271

Table Show Secretary

Andrew Waller-32 Hamilton Road, Heath Park, Romford, Essex.
Telephone Hornchurch 59982

EDITORIAL

Well here I am again trying to think of something to write yet again.

Firstly may I wish all members a Very Merry Christmas and .Happy New Year (you should be buying this journal at our Cheese and Wine Evening).

Secondly I hope you will give your new journal editor plenty of material in the next year. YOUR JOURNAL IS ONLY AS GOOD AS YOU MAKE IT.

Thirdly I must apologise for the error in the keyword search in the last journal as all 3 of the 14 letter words were omitted from the page. The missing words are Pelmatochromis, Pseudotropheus and Orange Chromide.

As always the club has been very busy since the last Editorial was written. In October we had another auction, which was very well supported by members bringing goods for sale and buying the goods on offer. Auction nights seem to finish later and later. The table show was houseplants and Lucille Burges came long with Dave to Judge our thanks to Lucille (please don't let Dave wear that shirt again).

At the start of November about 7 members went to the Essex Convention at Romford. There were 2 speakers, one from the Natural History Museum Bpeaking on What is a Fish and the second from the British Koi Society. In between the speakers there was a quiz in which Kevin Browse competed for our club. As usual Kevin performed to the best of his ability??

During the afternoon there was a table show, any ten fish from the club total points added together to decide the winning society. Our thanks to Terry and Andrew Waller and Chris Cheswright for taking fish along as you may know we won by approximately 30 points to retain the Dave Cheswright Memorial Trophy.

The first meeting in November saw Roger Campion coming to speak on breeding. This talk was very informative and covered different species of Characin. Roger also thanked the club for giving him a very enjoyable evening as well. The talle show was Breeders,Egglayers and Breeders, Livebearers. Now there were plenty of fish on exhibit so why hasn't any body written any articles on their experiences?

On the 16th November we held a Buffet Dance at the Maplin Club in ShoBtouryness. Our thanks to all members that came and those who sold tickets to friends. A very enjoyable evening was had by all, especially as Len Fox organised a coach for about 36 people so we did not have to worry about drinking and driving. Our thanks to Len Fox.. Maurice and Mollie from Studio One were our guests and were presented with a silver salva for all the help given to us over the last 12 years, Unfortunately they are retiring in April 1985-

On November 20th Mike Shadrack from Ilford Aquatic Society was our guest speaker, he spoke about Fish House Construction. This was a very good talk especially as there are some members either building or thinking about starting a fish house at the moment.

Well thats all from me and the best of luck to the new editor once again.

MERRY CHRISTMAS AND A HAPPY NEW YEAR

KELVIN HOLT

- 4 -

PRESIDENTS PAGE

Doesn't time fly? Another year with S.L.A.D.A.S. over. But what a year it has been? The club just seems to have gone from strength to strength. We have now exceeded 100 members and have a generous bank balance with no financial worries. So yet again the subs will remain the same. I don't think they have gone up for four years. I think a main contribution to this situation comes from the generosity of members when we have our Open Show. People do all sorts of things such as donating tombola and hamper gifts, donating open show trophies and making things for the club. This saves the club an awful lot of expense.

Not only have we got more members, but we have people in the club that are active. Going to open shows, not only going, but winning and bringing back shields and trophies for highest pointed society.

We have also had coach outings to open shows, these also have been supported. We have had a coach outing to London Zoo also, a dinner dance and recently a disco dance attended by over 100 people, this went off well and gave us a chance to show our thanks to Maurice and Molly from Studio One. As they are to retire next year, we presented them with a silver tray. They appreciated this and wrote us a nice letter of thanks. So lets all wish them a long and happy retirement. After all they have done for us and the hobby of fish keeping over the many years.

By the time you get this a new committee will have been appointed at the Annual General Meeting. As you all know I am going to give the presidency a rest, after 3 years. This seems the fairest thing to do. It gives the club a chance to have someone else to chair the meetings. Also someone new at the top will make changes and have fresh ideas and so keep the club from getting stale.

I have had a very enjoyable 3 years as President. But could not have run the club at all with out the help of the committees that have worked with me. So I take this opportunity to thank all the past and present members who have worked with me. Lets hope the club continues to have such a hard working committee.

This is all I have time to write now. So wish you all the very best for Christmas and the New Year.

Wish you all you wish yourselves.

All the very best.

Dave Burges

AQUARIUM PLANTS WHICH GROW IN ALKALINE CONDITIONS

Species	pH	F Temp. range	Light requirement
Aponogeton bernieranus	6.8 - 7.6	68 - 75	Bright, not too strong
" madagascariensis	6.8 - 7.4	66 - 72	Subdued
" ulvaceus	6.6 - 7.2	70 - 76	Good, not too strong
Cryptocoryne ciliata	6.8 - 7.8	74 - 78	Bright and strong
" lutea	6.5 - 7.5	60 - 74	Moderate to good
" nevillei	6.5 - 7.5	60 - 72	Moderate to good
" petchii	6.5 - 8.0	70 - 78	Good, bright
" wendtii	6.2 - 7.5	72 - 76	Good, strong
" willisii	6.5 - 7.5	62 - 80	Moderate to good
Echinodorus martii	7.0 - 7.4	70 - 76	Good
" tenellus	7.0 - 7.8	70 - 78	Good, bright
Egeria densa (Elodea)	7.0 - 9.5	50 - 76	Bright
Heteranthera dubia	7.0 - 8.0	60 - 72	Moderate to bright
" zosterifolia	7.0 - 8.0	65 - 80	Bright
Myriophyllum brasiliense	7.0 - 9.0	68 - 78	Good, not too strong
" hippuroides	7.0 - 9.0	66 - 77	Strong
" indicum	7.0 - 8.5	60 - 76	Strong
" scabratum	7.0 - 8.0	62 - 77	Good, not too strong
Najas graminea	7.0 - 8.0	72 - 78	Good, not too strong
" kingii	6.5 - 7.5	72 - 76	Very good
Potamogeton crispus	7.5 - 9.0	68 - 78	Very good
" gayi	7.0 - 8.0	66 - 76	Very good
" lucens	8.9 - 9.0	72 - 78	Strong
" perfoliatus	7.5 - 9.0	74 - 76	Strong
Sagittaria filiformis	8.0 - 9.0	68 - 72	Good
Salvinia subulata	7.5 - 9.0	68 - 74	Very good
Vallisneria asiatica	6.6 - 7.6	68 - 77	Good




Roughly translated it says "PRESIDENTS PAGE" but its been photostated upside down.

Ha Ha !!!



I WANT A COWBOY QUERTZ,
O.K. LITTLE BOY, I'LL GET YOU
INTO THE SOUTHERN QUARTET
SOCIETY.




I'M GOING ROUND TO HELP
YETI MOVE HIS SNAKEHEAD.

MARINA TROPICALS

Tropical and cold
water fish
All accessories.

OPEN
7 DAYS
A WEEK
9 AM - 6 PM



LYCHGATE
ARTERIAL ROAD,
RAYLEIGH.

Rayleigh
773311

"If we
haven't got it.
we'll get it!"

Behind
Blinking
owl
Cafe

SWALLOW AQUATIC
CENTRE
AND NURSERIES.
LONDON RD. RAYLEIGH.

TROPICAL - KOI - COLDWATER - MARINE

PONDS - FOOD - ACCESSORIES - PLANTS

OPEN 7 DAYS A WEEK

9 A.M. TILL 6 P.M.

PHONE

RAYLEIGH. — 781265.

A PAIR OF JEWELS

by Ray Stanford

Having persuaded various livebearers to breed and having managed to raise some fry, I felt a bit more ambitious and decided to attempt to breed egglayers. But which species?

One day, looking through a dealer's tanks I saw some rather drab-looking cichlids in a tank labelled "Jewels". I went home, looked in my books saw the pictures, read the descriptions of the breeding of the fishes (*Hemichromis bimaculatus*) and my mind was made up. So what if they were allegedly aggressive, I was going to keep the pair on their own and anyway those breeding colours!

So I purchased what was almost certainly a pair about 1½" in size and put them in a 20 gallon tank with gravel, a few rocks and a clay flowerpot. I can't remember now, but I probably naively expected to see fry after a fortnight. The fishes ate anything, grew quickly, and dug around but that was all.

Six months or so later, the fish were 3½" but still no fry. Not feeling particularly patient I gave them some convicts for company. Yes, you've guessed, a couple of days later they laid and their breeding colours were worth all the perseverance and even better than the photographs I had seen. I whipped out the convicts, sat back and waited. Next day the eggs had disappeared. A week later they laid again and the same happened. Another week and it was third time lucky, the eggs laid as before in the flowerpot, hatched in two days and fell to the bottom of the pot. After a further couple of days the fry were free-swimming. The sight of the fry swimming in a shoal, with the parents (still in breeding colours) acting like shepherds, was amazing.

From a rough estimate of 200 eggs laid, there were about 60 fry remaining to grow on after natural losses and a bit of thinning out. They were left with the parents for about a month, then transferred to another tank and finally sold off with some difficulty (due to their pugnacious nature) when they had reached 1-1½".

After the fish had laid a further couple of times I reluctantly decided that the problems of disposal of the fry and the amount of growing-on space necessary to prevent them killing each other just outweighed the fascination for breeding these beautiful fish. So I sold them and have regretted it ever since.

LIVEBEARERS

by D.M. Cheswright

I have been specialising in Livebearing Fishes for some years now, having been encouraged in this originally by Howard Preston's enthusiasm for them and his trips to Mexico on collecting expeditions. It was indeed exciting when he and Ghris Lyon arrived back from their first trip with species which we and most other U.K, aquarists had not seen, and in some cases not even heard of before.

Subsequent breeding and distribution of these fishes all over the U.K. resulted in the formation some years ago of the Newcastle Guppy and Livebearer.. Society and in 1978, to the Southern Livebearers Aquatic Group. Both are Specialist Societies and both have a regular Journal.

Beginners to the hobby soon hear of such Livebearers as Guppies,Platies, Swordtails and Mollies and their various colour varieties, most of which have been man-made. Many other species have been introduced some only in the last two years by individuals and by liason of the above-mentioned Societies with Germany, U.S.A. and other countries. Personal trips have been made in both directions and many fishes changed hands in the U.K. and with Europe/U.S.A. by post. The normal way to post is to send fry in a small quantity of water with as much air as possible. The bags are packed in polystyrene boxes and the total weight is not too bad from the cost point of view . We may grumble at the Post Office but fishes sent this way by first class post almost always arrive the next morning in the U.K. To foreign parts the time is longer but, in most cases, they arrive alive, Obviously posting in the Winter is out..

There are no something over 60 actual species of livebearars in the U.K. A percentage of these are traceable right back: to the originaal place in the wild where their ancestors were caught. These are, therefore, true to the wild type for a particular species although there is evidence that colour is variable when it come to subsequent generations in aquarium conditions, particularly when Xiphophorus (swordtail and platy) species are concerned. Even the wild-caught specimens show considerable variation in colour. As an example there are the following Xiphophorus species in the U.K.

- (a) *helleri* - these are usually (green swords) in the wild, with or without black markings. It is from this species that the various man-made colour varieties have been developed.
- (b) *variatus* - Similar in colour to the "cultivated" "variatus platy" and, in fact, the same species.
- (c) *maculatus* - this is the one known as the "platy". Prom the wild-type all the man-made variations have been developed. The wild specimens come in a wild variety of colours but are not all-over coloured, they usually appear with a greyish background with various indications of colours on body and/or fins and with or without various spots and/or "moon" markings on the Caudal peduncle.
- (d) *milleri* - An olive/brown fish. Does not have a sword.

Cont..•

CORYDORAS - THE ARMOURED CATFISH

by K.A. Holt

Corydoras catfish belong to the family (Callichthyidae). There are over 100 species of *Corydoras* and all are ideal fish for the community aquarium.

Corydoras are only small fish growing from 1½" (3cm.) as *Corydoras hastatus* to 3" (7cm.) as for *Corydoras paleatus*. They have short bodies covered in boney plates that over lock giving the impression of a medieval suit of armour. Normally the depth of body is about 1/3 of the length. The mouth is usually small and positioned under the head with three pairs of barbels, two pairs of which are fairly large just over ¼" and the other pair are just small growths of about 1/8".

Corydoras are ideal catfish even for a tank containing fry of other breeds of fish. It is best to keep *Corydoras* in a small group, if kept like this they will swim about in the open and be seen alot more than the other species of catfish usually kept by the hobbyist.

Feeding these catfish is fairly easy and their requirements are simple to follow. *Corydoras* will eat all good dry foods and small live foods such as white worms, small chopped earth worms and tubifex. Being scavengers the base of the aquarium should have fine gravel in it which is best as this doesn't have any sharp edges, gravel which have sharp edges tend to wear down the barbels and cause health problems around the mouth areas.

Sexing *Corydoras* is quite hard but if looked at from above females are usually larger and more rounded and broader across the belly. Also the ventral fins and dorsal fin seem to be more rounded at the tips on females and more pointed on males. Conditioning fish for spawning requires using more live food and freshly prepared foods such as chopped beef heart and vegetable matter such as crushed peas and scolded lettuce. If feeding with these foods be careful not to pollute the water and syphon off any excess daily.

For breeding old, mature slightly acid water should be used. Spawning usually takes place in early morning so only subdued lighting should be used, also a rapid drop in water temperature may also be helpful as *Corydoras* usually spawn during the rainy season in the wild. It is recommended that two males are used to one female, the beginning of spawning is unmistakable. Both males begin by caressing and prodding the female with their mouths and noses until she joins in swimming with them. Either of the males will then present his ventral side to the mouth of the female, this continues for some time. It is not known for certain whether or not the sperm is taken into the mouth of the female, who is meanwhile depositing her eggs. If this is so, sperm lost through the gills would flow over the eggs and fertilise them, during spawning the catfish will rest and look for food so keep some food available otherwise they may eat the eggs. Spawning *Corydoras* may continue for a period of days so hatching time of the eggs maybe slightly varied.

Cont.....

...cont.

CORYDORAS - THE ARMOURED CATFISH

by K.A. HOLT

Healthy eggs are slightly opaque and darken as batching time approaches. The eggs should be kept at 75 - 80°F and a good spawning may hatch out up to 200 fry. First food for fry could be infusoria followed by brine shrimp well washed as any salt will almost certainly kill the fry. The water should be partially changed every two or three days with old but clean matured water, this can be kept in the airing cupboard in a bucket.

More and more species of Corydoras are now becoming available to the hobbyist and a few are now being bred more and more by the hobbyist.

BEEF CURRY IN. THE MIDDLE OF THE NIGHT WITH GLENDA JACKSON AND 60 TONS OF WATER

by T. Waller

Experience wise, I was extremely pleased to be asked to go along to London Zoo and repair the giant turtle tank situated in their aquarium. Let me explain, they are making a feature film starring Glenda Jackson and Ben "Ghandi" King. Some of the scenes are shot in the tank but when it came to shoot the scenes it was found that the glass was too badly scratched, so there they were, Glenda, Ben lots of extras but no tank. We were asked to go in and replace the glass panels. The actual tank site was about 18 foot x 15 foot x 15 foot with the front made up of six panels of glass 3 foot x 7 foot and 1¼ inches thick, they weighed about 4cwt. each. This size tank meant that it held 250,000 gallons and weighed 1,126 tons (water only).

The tank was built in 1924 so the glass panels were well and truly stuck in. All work had to be carried out all night because of the public being in the zoo during the day. The old panels had to be removed and the steel framing cleaned right down to the bare metal, what with sixty years of dried patty and paint this turned out to be the worst part of the job but preparation work is the utmost importance with this kind of work, there is no second chances.

The best aquarium sealer was purchased, we used 85 big tubes in all. The bottom of the frame was channelled, this was filled with sealant and the upright frames and top coated with sealant 1½ inches thick and two inches wide. The problem is the sealant starts going off after five minutes and is then not workable so to get it on in this amount you have to really go at it, two of you with someone opening fresh tubes all the time. Example one big tube applied in the manner explained did 12 inches of frame. It took us two nights to clean the frames and get ready for glueing, about 18 hours in all. Apart from the speed we had to work and the sheer weight of the glass involved, it went very well. Unfortunately because of the shape only two people could get into position to lift the panels in, also we had a bit of bother pushing the panels hard into the sealant to give a good cushion against the tremendous water pressure. I thought someone was larking about pinching my sandwiches until I saw the size of the cockroaches 2" at least.

TOUR OF DUTY....

By Fred Ray And Dave Nice.

If any member of this club is looking for a pleasant, relaxing way to spend a Sunday at the end of next summer I suggest that they volunteer to judge the Home-furnished Competition.

When it became clear that was going to offer Dave and I were press-ganged into service. We were both overcome by the joy of driving round all day from 9a.m. until 8p.m. (or was it just overcome).

We covered 140 miles and visited homes as far afield as Shoebury, Tilbury, Bomford and Chelmsford. There were 12 entries in all, and if we had accepted every offer of "tea or something stronger" we would either have spent half the day behind the nearest hedge or in the nearest ditto. Our first port of call was in Chelmsford, We had decided to do the ones farthest from home first in case we couldn't get them all done in one day.

We found Chelmsford easily enough, but when it came to finding Barry's house, that was a different story. We got lost and ended up on an industrial estate, so we looked for a passer-by to ask directions. The first we found was a visitor to the area himself and had no idea where it was. The second was one of those chaps who get some sort of sadistic pleasure from giving wrong directions to people who are lost so that they become even more lost.

In desperation, we looked for a policeman to ask. As the boys in blue are a bit thin on the ground at 9.30 on a Sunday morning we pulled into the Essex Police H.Q. Even here it took us a further 10 minutes to find a bobby who knew where it was.

Armed with our instructions, off we set again. We arrived at Barry's and after the initial shock of seeing us so early in the morning, he let us in, only to be set upon by a rather enthusiastic King Charles Spaniel. After getting Barry to restrain his dog we judged his tank and set off up the A.12 towards Romford.

Terry's house was much easier to find than Barry's as both Dave and I had been there before. We hadn't realised, though, what a nice cup of tea his daughters make. Still with Terry to put up with I expect they get a lot of practice.

Next it was off to Tilbury. When we got there we found that Brian was in hospital. He had had a cartilage removed. This was also offered for judging, but we disqualified it straight away as the container wasn't properly furnished and it wasn't moving.

Then it was off to Laindon for a look at Kelvin's tank. He took us outside for a look at his pond and gave us an update on his fish-house. I'm sure he was hoping that we would forget his tank.

Canvey Island was next on the list and Bill Bentick had the advantage of being our first call here. After we had judged his tank we surprised Ian Ward and his wife by coming in through the back door. Bill and Ian are good friends and their gardens almost back on to each other's, must be very handy at times.

On the homeward run now and Mrs. Hamilton at Hadleigh was our next call. She was out when we arrived but fortunately her husband was expecting us.

By-passing Southend it was on to Shoebury to see George. He also showed us his ponds and we had a job to convince him that we hadn't come to judge these as well.

Into Southend now, and a visit to somebody's whose name we had.....

to withdraw before the second round as we found out he was not a Club member,

Dave Burges was next. He also wanted us to Judge his pond and it was even harder to explain to him that they had already been done as he was one of the judges, Don Jackson made us tea and showed us the tank he was setting up for keeping Disous, Due to a mix-up with the original list of entrants(I lost it), Andrew Eade was forgotten and we had to go out again about a week later to judge his tank.

The second round, judged about three months later caught every body out as nobody knew when we were coming. We broke it up into three shorter, much quicker trips. We were very lucky that Bill was the only one not in when we came back, Terry was just going out as we got there and I still think he was just trying to avoid us. Brian was still ill, this time with a cold. George tried to bribe us with Sootch (should have been a double George).

We arrived at Dave's just too late for a Curry and we judged Kelvin's very quietly at a Committee Meeting to save a trip.

Of all the tanks we saw,we didn't see one that looked out of place in it's own particular location, the general design of all of them was good, although some would have benefited from more plants and better use of rookwork and gravel. They were all well lit and well maintained, only one tank contained plastic plants and even these had been removed before the second round. Most of the fish were in very good condition although quite a few were a bit small.

All things considered,it was a pleasure to judge these tanks and our congratulations go to all of you that did enter, it is a shame that we cannot award a trophy to all of you. Good luck to all of you in next year's competition.

THE RESULTS.

- 1st. Kelvin Holt.
- 2nd. George Carlyon.
- 3rd. Bill Bentick.
- 4th. Ian Ward.
- Best Junior, Andrew Eade,

free
parking



ESSEX
AQUATIC
& BIRD CENTRE.


There's nothing
fishy about
our cage
birds.

open 7
days of
the week.

However we are cagey about
our stock of Supreme fish

ALL BIRDS
AND FISH
BOUGHT SOLD
OR
EXCHANGED


LONDON RD, VANGE



TEL: BASILDON 550844

Next to Basildon zoo

HOPE YOU ARE ALL TANKED UP FOR CHRISTMAS ?



Species: *Aponogeton natans*

Easy pronunciation: Ap-ono-get-on Nar-tarns

Habitat; India, Sri Lanka, E.Australia.

Description; The tuberous rootstock is rounded or oblong, fibrous, upto 1 inch (2.5 cms) in diameter. The bright green leaves come in two forms, The very young leaves are narrow, lance-shaped, slightly crinkled and very delicate looking. These are followed by floating leaves borne on long stalks; these leaves being slightly darker than the juvenile ones, sometimes undulated and with a prominent midrib bearing four to five parallel veins.

Cultivation; The planting medium should be fairly rich in organic matter, A muddy substratum is recommended, and therefore a mixture of clay and peat is satisfactory. Grown in impoverished conditions, the plant becomes stunted but remain alive for a long time while many small shoots develop to give the appearance of an irregularly worn shaving-brush.

Other requirements;

Light: Good to strong light. Under strong light it will produce many floating leaves, while under good moderate light most of the leaves will remain submerged

Water temperature; A range of 70 - 78 °F.

Water condition; Soft slightly acid water of a pH of 6.5 - 6.8

Comments: This species is found growing in shallow-water ditches and slow-flowing rivers of the Northern provinces of India and Sri Lanka and the Southern provinces of E.Australia. It is also occasionally found growing in small colonies in shallower parts of lakes with gentle water turbulence. A hardy and easy plant to grow in the aquarium. It requires a resting period during Winter.

The data on this pamphlet has been adapted from 'Popular Tropical Aquarium Plants' by Dr W.Vivian De Thabrew. Published by Thornhill Press, 21 Moorend Rd, Cheltenham, Gloucestershire.

Plant Information Pamphlet 1

Genus ACORUS

Species: *Acorus calamus var. angustifolius*

Common name Sweet Flag

Easy pronunciation A-Korus Kal-am-us

Habitat; The leaves are deep greensmooth, narrow, up to 24 ins (60 cms) and pointed at the ends. These grow in a rosette borne on a thick, cylindrical, horizontal rootstock. These leaves are very aromatic. Numerous shoots grow from the nodes of the rootstock. This is perhaps the only time submerge species.

Cultivation: The planting medium should contain a good amount of humus. A mixture of peat and clay or unwashed sand with clay is suitable. In the aquarint it will thrive on a gravel or sand medium alone containing plenty of plant detritus, As it does better emersed than submerged, it is easily propagated in a container such as a flower-pot, provided the soil is kept very muddy. The propagation is done by cutting pieces of the rootstock (rhizome) and planting it in any muddy soil, The rhizome cutting will produce shoots very quickly, and strong, .fine roots will develop,

Other requirements;

Light: Appreciates good light from above and all round, though light from above alone is perfectly adequate.

Water temperature; A range of 65 – 74°F. It does well at the lower temperatures and will take some time to adapt-to the temperatures above 70° F.

Water condition: Slightly acid conditions, with a pH of 6.5. - 6.8, and soft to medium hard water suitable.

This species is used as a medicinal herb in the East,

The data on this pamphlet has been adapted from 'Popular Tropical Aquarium Plants' by W.Vivian De Thabrew.

Published -by Thornhill Press, 21 Moorend Road, Cheltenham, -Gloucestershire,

SWALLOW AQUATIC
CENTRE
AND NURSERIES.
LONDON RD. RAYLEIGH.

TROPICAL - KOI - COLDWATER - MARINE

PONDS - FOOD - ACCESSORIES - PLANTS

OPEN 7 DAYS A WEEK

9 A.M. TILL 6 P.M.


PHONE

RAYLEIGH. — 781265.


COLOUR US PLEASE!

SOMETHING FOR THE KIDS
THIS TIME

THIS PICTURE WAS DRAWN BY SHARON GODDARD-AGED 14

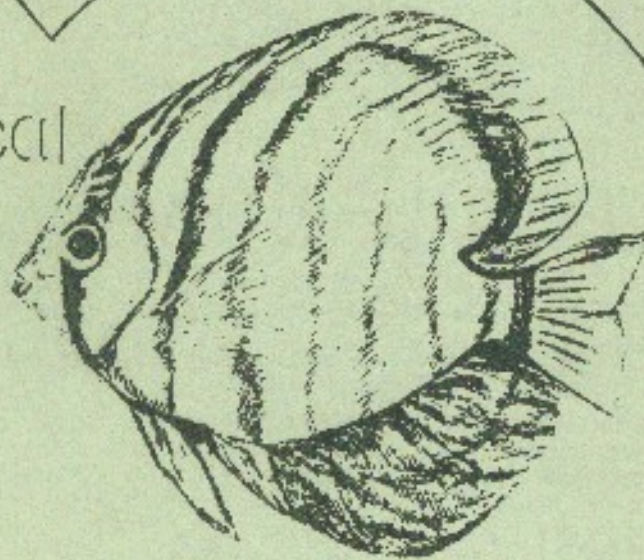


THE COVER PICTURE WAS ALSO DRAWN BY SHARON



Tropical


Marine



Coldwater

727 Raleigh Rd, Hutton.

Studio One Aquatics



PROFS. M.W. & M.J. Wood.
(Karris & Molly)

SPECIALISTS IN MARINE, TROPICAL
AND COLDWATER

AQUARIUMS MADE TO YOUR OWN SPECIFICATIONS.

OUR EXPERIENCE IS VAST,

OUR ADVICE IS FREE.



FIND US AT

23, RECTORY GROVE,
LEIGH-ON-SEA.

SOUTHEND 714632.

