

# MAGAZINE<sup>®</sup>

WINTER 1998

# FISHWORLD

1st, 2nd & 3rd T. Tyson with T. Smithhurst (Roll Hagen) and Joe Notherhall



**SUPREME  
CHAMPIONSHIP  
WINNERS**

**NEW MAFF  
LEGISLATION**

3rd A. Finnigan with R. Burton (Interpet) and Joe Notherhall



4th W. Godway with R. Burton (Interpet) and Joe Notherhall



**XMAS  
REVIEWS**

5th J. Widdell with R. Burton (Interpet) and Joe Notherhall



**BREEDING  
RED EYE RED  
SWORDS**



£1.50 (UK)





## EDITORIAL

### Dear Readers,

Unfortunately I have not been able to include all the articles in this issue that were sent to me since the Autumn 1998 issue. My apologies to all of you that this affects. All outstanding articles will appear in the Spring 1999 "Fishworld".

"The Supreme Festival of Fishkeeping" and "The British Aquarists Festival" were a delight. Articles will appear on both these events in the Spring 1999 issue. You will also note that some of the regular spots do not appear in this issue or are shorter. They will be back in full next year.

This has been a year of change for "Fishworld" and so will 1999. I have a lot more plans for the magazine. Working towards the Millennium will provide an exciting time for all of us. Does your club have a Millennium Project? If so, write and tell me about it.

Tell me about what you would have at your 'ideal' show if money was no object e.g. fish sale, open show, other pets, competitions, trade stands, pond/aquarium displays, a residential weekend, speakers (if so, who), and where would it be in the country, etc., etc.? If you want to draw out a plan, so much the better.

I would also like to hear from individuals and clubs about what activities they undertake at meetings. Do you go on pond hunts, hold bring and buy sales, or do you assist a local organisation in the upkeep of their pond? Perhaps you just have a good, but untried idea for a club activity. Obviously the best ideas need to be reasonably economical, too. I hope to be able to use this information to help less 'active' clubs build up their membership (and hopefully available funds) in the future.

**PLEASE MAKE SURE THAT ALL OF YOU READ THE ARTICLE ON PAGE 39 REGARDING THE NEW MAFF REGULATIONS.**

Let me wish all of you a wonderful Christmas and New Year. I hope 1999 is a happy and successful one for you all!

**Sue Crew,  
Editor**

Contributions for the next issue should be posted to me by **30th January, 1999** at the address in the FEAS Year Book (1998) or Sue Crew via Albany Print & Design, address below.  
Federation of British Aquarists (1998).  
The Editor accepts no responsibility for views expressed in any article which remains the author's. (FAC)  
Printed by Albany Print & Design, 18MF Albany, SE, Parkhurst Road, Newport, Isle of Wight PO30 5JZ.  
(Tel: 01983 524055 Ext. 437)

## CONTENTS

	Page
Editorial	2
Jim Short	3
Seasonal Pond Tips	4
Designer Ganas	7
My Recipe for Keeping Fish	9
Who?	11
View From the Chair	11
Captivating Corydoras	14
Catfish	14
Fish Ark Mexico	17
Fishworld Competition	17
Winners	17
Dear Dr. Ford...	19
Tetra Colouring Competition	22
Winners	22
Junior Section	23
Can You Identify this Fish?	31
Xmas Reviews	32
Supreme Championship	34
Winners	34
Club Tip	34
Diamond Supreme	36
Winners	36
Mevagissey Aquarium	39
New MAFF Legislation	39
ASAS Convention	40
Tyne Tees Aquatic Festival	41
Jack the Lad	42
60th Anniversary Special	44
Others	44
Merchandising List	49
Judges Corner	50
Show Dates	51
Life with Goldie	51

**Cover Photos**  
"Supreme Championship" **Winners 1998**  
with our sponsors  
**Details next issue.**  
courtesy  
**Steve LaThangue**

## SO LONG OLD FRIEND

by **Dave A. Page**  
Vice Chairman, Corby ADAS

James A. Short - do you know I never knew what the "A" stood for - joined Corby and District Aquarist Society around 1967/8, and this was where I first met him. Over the ensuing years we became quite good friends and he even had hair then!

Jim - or 'Shorty' as he was better known - soon made his presence felt within the Society, joining in with pretty well anything that was going on, including the somewhat crazy things we used to get up to and still do. Over the years he held many positions within CADAS including Show Secretary, Vice Chairman, Chairman, Editor and of course, President. He wasn't a bad fishkeeper either! Shorty was always working for the Society in whatever guise was required and along with some of us, was determined to keep CADAS as one of the Clubs in the country. He was always willing to write articles for the magazine (I had to twist his arm occasionally, but something would always appear). Similarly, if a speaker did not turn up or had to cancel, guess who would - more often than not - step into the gap to save the day?

Jim was on the FBAS Lecturer's List for many years and the Judges List, reaching B Class Tropical status. Unfortunately his health (a heart operation) precluded him going further and he resigned from the Judges List, but as always, would on occasions judge the table show and the home aquaria competition.

Shorty will be missed by many, many people throughout this great hobby of ours. I personally feel that his wacky sense of humour - which was ever present, just bubbling under the surface - was one of the things which endeared him to so many. You were never quite sure, when his sense of humour would 'pop up', whether in a lecture, or wherever, his presentations always erred towards a 'comic' content, similarly in his writings and drawings, or simply talking with a group of friends.

The Reverend Ray Smith at the Rowlett Road Baptist Church on the 16th October, 1998, in his brief summary of Jim's life, reminded me of a short poem that Shorty had included in our magazine several years ago. The author is unknown and I've altered it very slightly just as Jim might have done and included it here, since I feel it's just the sort of thing he would have come up with:

### A FISHPKEEPER'S TALE

Shorty stood at the Pearly Gates,  
His head was bent and low,  
He meekly asked the man of fate,  
Which way he had to go.

Continued overleaf.

"What have you done," Saint Peter asked,  
"To gain admission here?"  
"I was on 'CADAS Committee," replied Jim,  
"For many a weary year."

Saint Peter opened wide the entrance gate,  
And rang the entrance bell.  
"Come in fast, and choose your harp"  
"You've had your share of HELL".

The Rev. Smith, as those who were at the church will recall, assured us that Jim had made his peace with the Lord and was very definitely in heaven.

Jim, you were a unique character in many ways, and will be sorely missed, and virtually impossible to follow.

It was a privilege and pleasure to have known you. God Bless you.

### SEASONAL POND TIPS PREPARING FOR WINTER

by **Brian from Eastbourne & District Pondkeeping Club**

During the cold months, the pond will pass into a state of suspended animation. Fish, frogs and toads will stay at the bottom of the pond except in warm spells when they may become more active and start looking for food. As the weather gets colder and the days get shorter, there are several steps that should be carried out to help fish and plants through the winter. We'll deal with pond maintenance first.

As water gets colder it can hold more oxygen, so air pumps, fountains, streams and waterfalls can be reduced with colder weather until they are stopped altogether. Filters must be left running all the time you are feeding your fish and must not be turned off at night and on in the morning, as any beneficial bacteria will

die after a few hours. When you turn on the pump the dead bacteria will be washed into the pond and pollute the water. It is far better to start raising the pump higher up in the water. A good way of doing this is to create a tunnel with bricks built up and a stone slab on top or a plastic bucket with a large hole cut in its side. If you stand the pump on top, your fish will have somewhere to hide when all the plant cover has gone. Whilst on the subject of raising pumps, it's a good idea to move them closer to the return water from the filter. If you decide to turn off your pump and filter in the very cold weather, you should disconnect the pump from the electricity supply and remove it from the pond. Don't just leave it on the side of the pond, give it a good clean and store it away. If it can't be removed from the side of the pond, put a bucket over it to protect it from the elements, clean out the filter and media and leave it empty.

As the season progresses, most plants will start to die. Don't let the leaves sink to the bottom of the pond to decay. It's important that the bottom of the pond is kept as clean as possible. Green water should not be a problem at this time of year, so if you are running a UV it can be turned off. I've found that blanket grows in my pond all year, however, admittedly not so much in winter, though. If you suffer the same, don't worry. In fact, if the fish get 'peckish' they can always have a nibble on it, which is far better than you feeding them whilst the water temperature is below 5°C(41°F). Whilst we are on the subject of fish feeding, read

the manufacturer's instructions carefully. A lot of fish foods should not be used when the water temperature is below 10°C(50°F). Wheatgerm will, however, allow you to feed right down to 5°C(41°F) or you can also use brown bread sparingly. Temperature is very important when feeding in the cold weather as undigested food will rot inside the fish and poison it, so it's a good idea to use a thermometer to check the temperature. You can pick one up for not much more than £1.

Try not to let the water freeze over completely. Leave a small hole in the ice for gases to escape and air to enter. A pond heater is made to do just this, it is not for warming the pond water up as some might think, but just to stop the ice forming around it. There are several products on the market that I haven't tried yet. I tried a rubber ball without much success. I found it just froze solid into the ice or floated into the middle of the pond where I couldn't reach it. Hot water in a pot will melt the ice, but within a

short space of time it will re-freeze so you will need to keep on defrosting a spot. Still, that's better than breaking the ice with a hammer and causing shock waves, which can - and often will - kill your fish! If you are running a filter remember that moving water freezes at a lower temperature.

A lot of pondkeepers start 'netting' at this time of the year (no that doesn't mean trawling for fish, it means pulling a plastic net something like fruit or pea netting tight across your pond to stop leaves blowing in or fish being taken by Herons, etc. Always make sure that your net does not hang into the water, though).

Regarding treatments and medications: some don't work in cold water so, again, read the manufacturer's instructions. One I've used in cold weather is



Potassium Permanganate. It is a bactericide, fungicide and will kill most parasites. It is not suitable for use in water with a high pH, in heavily planted ponds or in ponds with a lot of mulm (muck) on the bottom.

To sum up, fatten the fish up for winter and give them a clean pond to live in and you should have no problems this winter or next spring.

### FOR SALE

Large selection of livebearers including cultivated and wild varieties from 40p each. Free local delivery. Trevor Williams, Cwmbran 01633 864331





## Recommended by top aquarists

AQUARIAN fish foods have been fed and recommended by top aquarists for over 20 years. Expert fishkeepers feed their fish on AQUARIAN because they have seen the difference it makes - better growth, less stress and longer life.

The AQUARIAN range of flaked fish foods was developed with WALTHAM - The World's Leading Authority on Pet Care and Nutrition, providing superior nutrition for fish.

Take a tip from top aquarists - feed your fish on AQUARIAN fish food - and you too will see the difference.



**FREE HELP AND ADVICE FOR BEGINNERS AND HOBBYISTS**  
 For advice on any fishkeeping aspect write to: Dr David Ford, AQUARIAN Advisory Service, Waltham Aquaristics, PO Box 3035, Milton Keynes, LE14 4ZS  
 © Registered trademark of Waltham Petcare

## DESIGNER GENES

by B. Jowett

An account of a thirty-year love of Red-eyed Red Swords and the difficulties he had in brooding them.

Back in the 1960's, I remember seeing pictures of a prize-winning strain of Red-eyed Red Swordtails. Later, on visiting a local fish show I saw a magnificent pair of these fish, which were later to be auctioned. I eagerly waited for them to appear in the auction and bid the princely sum of 5/- (25p). Unfortunately, my friends and I had taken along someone we had just introduced to the hobby, and who it turned out had more money than sense!

He outbid everyone and eventually the fish were sold for 17/6 (88p), which was an enormous amount of money in those days. These beautiful fish quickly perished in the company of two large Convict Cichlids, and happily (for me) their owner quickly lost interest in fishkeeping.

The strain was established amongst the keener aquarists of the time and then, just as mysteriously as they had appeared, they disappeared again.

In 1994 a friend brought me three young Red Swords and said, "Are these the little blighters you've always talked about?" To my amazement they were young Red-eyed Red Swordtails. My friend had seen them amongst a batch of regular reeds in a local shop.

I quickly set up a tank for them. There was one definite male, one female and one probable young male. They were quite irritable for a week or so until they

acclimatised to my tank set up (pH 7.1, GH11). The young male eventually weakened and perished. As the remaining pair grew, they developed beautiful vermilion red backs, but below the lateral line they were suffused with an unusual metallic golden colour.

Their growth was quite rapid and soon the female was gravid. A small brood of young was born 57 days after I had first seen the fish. All but one was pure white with red eyes. The odd one out turned out to be an ordinary black-eyed red which grew twice as fast as the rest. The young Red-eyes grew very slowly, but eventually at around 9 months I had 11 very strong Red-eyed Swords. I culled 9 that never grew beyond 1/2" long and raised 36 pure white albinos. My young were much stronger than the parents, but none were pure red - all carried the same unusual golden abdomen that their parents had exhibited.

The adult female had died and I did not think a sibling or back cross to the father would be wise.

I happened to mention to a professional aquarist friend, that I had some Red-eyed Red Swords and his ears pricked up! "How many?", "Where from?" and "...difficult to breed..." were some of his comments. He told me that they had died out in the hobby and said that I would not be able to breed good Red-eyes from two Red-eye parents, as apparently a combination of two sets of genes tends to produce no male offspring and only very tiny females. This comment bore some truth in that I had culled 9 very tiny fish, but out of those remaining I had five good males.

Page 7

He said that his best fish were produced from an out-cross to big Green Swords and then by back-crossing the female offspring to the Red-eye males. This then gave approximately 30% Red-eye F<sup>2</sup> young. The F<sup>3</sup> young would again be from an out-cross to a Green Sword and subsequently F<sup>4</sup> would be from a back-cross and so on... Each second generation being Red-eyes.

I had bred a strain of Neon Swords for many years in both Hi-fin and Wagtail forms. I had found that these fish always produced a high proportion of normal finned plain neon fish, which I usually discarded.

I set up a large female in order to produce some virgin females. I knew I had at least six months to wait for the young to grow, so I set about finding a large female Green Sword as a back up.

The same friend who had originally brought me the Red-eyes gave me a 4" female Green Sword from his own collection. It had previously been mated with various males, so I would have to mate it to my Red-eye males for at least two broods to be sure that a proportion of the young would be attributable to them.

It was a long-shot, but I felt that if I studied the young from broods one and two, I might identify early on those fathered by my males at brood three.

Subsequently, this female produced many varied young, but all were grey-green when born. Eventually at brood three I had some golden and much smaller young. I isolated 24 and grew them on. After 18 days they all developed a Tuxedo pattern. I was very disappointed and

culled them, which was a big mistake I now realise!

I eventually had seven 2.5" females from my Neon Swords and these were put to swim with the four surviving young male Red-eyes and their still vigorous father, who was by now around two years old. After 62 days the females began to produce young. Male Red-eyes are not as fertile as regular Red Swords and it often takes several weeks of mating to achieve good sizes. I isolated two of the females and eventually had small broods of bright golden young.

Two things I knew were:

My females had only produced young from the Red-eyes.

None of my Neon Sword stock had ever before produced golden young - similar to the young eventually born to the large green female.

To my amazement, at around three weeks they nearly all developed a Tuxedo pattern. None of my neon fish had ever produced Tuxedo young, so it had to come from the Red-eyes. This led me to arrive at a rather bizarre, but probable cause of the unusual split colour on my Red-eyes. If I assumed that the Red-eye of these fish was a direct opposite of the normal black pigmented eye, was it possible that the original stock from which they came could have been Tuxedos and thus was this whitish-gold underbelly a "negative" or opposite of the black Tuxedo pattern? Outrageous or plausible?

I raised these young, which turned out to be a mixture of Green and Red Tuxedos. Some were beautiful fish, particularly the males. However, it was the females I needed. By the time they were 3 months

old I had lost the original male Red-eye and one of the younger ones. I thus decided to swim my selected females (now 1.5" long) with the remaining three Red-eye males. This would ensure that the females would have plenty of stored sperm by the time they matured, even if all the Red-eyes had by then died of old age!

It was a long time before any young were born it now being late 1996 and we were in drought conditions. Water quality had been diabolical and most aquarists did not dare carry out large water changes. My problem with the rather infertile Red-eyes was exaggerated by old water full of nitrates further inhibiting the males' interest to mate.

I resorted to large water changes on further advice from my professional aquarist friend whose company manufactures a leading brand of aquatic goods. He advised me to use double the dose of dechlorinator to eliminate some of the chemicals unpleasant for fish that the water company add to maintain the water in a state fit to drink.

As the nitrate levels fell, the male Swords made up for lost time and soon young were seen in the 4" tank where I kept this group of fish. Unfortunately I did not see any Red-eye young. I thought that because Red-eye young are white at birth perhaps this was why they were quickly eaten, but I later found this was only half the answer!

I isolated a big female in a very well-planted tank and waited. After 33 days in isolation she produced a large group of young. At least twelve of them were pure white Red-eye young. At fourteen days it was obvious to me that the Red-eyes were falling way behind the rest, so I culled all the regular young. I could see around twenty white young, which amounted to approximately 25% of the total brood. They grew faster than the

original Red-eye young and were much more even in colour. At six months I had nineteen almost completely red fish with bright red eyes. At 2.25" they were still undersize, but much improved in colour, vigour and stature.

Over a period of time I crossed the Red-eye into most of my strains, always avoiding the same bloodlines, as it has to be accepted that Red-eyes are inherently weak. I found that even Wagtails produced Red-eyes.

The Red-eye young have very poor vision and it is best to cull all other siblings the day after birth to give the Red-eyes the best possible chance of survival.

I have since produced hundreds of beautiful Red-eyes. I even tried a Hi-fin cross, but the combination of two debilitating genes never produced good results.

## MY RECIPE FOR KEEPING FISH

By Majid Ali - West Yorkshire

Majid has written to tell us of his method of keeping his aquarium (and its inhabitants) healthy. He says he has had a great deal of help and support from Roger Foggitt of Tetra and is most grateful to him.

I make sure that all my fish receive an excellent diet, the following being an example of their feeding schedule:

- MONDAY - frozen Micro Plankton
- TUESDAY - live Shrimp or Daphnia
- WEDNESDAY - frozen Black Mosquito Larvae
- THURSDAY - frozen Red Pacifica Krill
- FRIDAY - Spinach leaves
- SATURDAY - live Bloodworm
- SUNDAY - frozen small fish (Dillies)

Page 9

Page 8



employed in those days were that much different from those today. Perhaps we are a little more 'scientific' now, but basically the same.

For one reason or another - mostly my love of sea fishing from boats! - I gave up fishkeeping after a couple of years. I had a great deal of success with the Guppies and Platies, apart from an incident which ended up with some boiled fry! The heaterstat became faulty and cooked some Guppy fry which were in a tank below the main 36" tank.

My reintroduction to fishkeeping was many years later, 1993 to be precise. I was living on my own in a ground floor flat and looking for something to do with my time and I guess I had thought about getting a small tank set up to see how it all went. Ange - who was my carer at the time - bought the Echo for me and I looked for second hand tanks. I decided to buy a 30" x 12" x 15" with pump, hood and stand. We got it all set up and running and everything was good. I was able to feed the fish and switch lights on and off etc. so there were relatively few problems. We stocked it with Guppies, Swordtails, Zebra Danios and a pair of Kribensis. They were to blame for the next move, which was a 48" x 12" x 15" tank with stand, hood and all accessories and cost a bomb, even with 10% off!

The stocking of this tank was no problem. I had bought a few L. caeruleus cichlids for the 30" tank and these went into the new set up after it had matured. I did not see Ange for a while after this tank was set up, not until I bumped into her in the shopping centre one day. Things had changed. She had now become a member of Eastleigh and District AS and

Page 12

suggested I should go along to a meeting with her one evening. I did and, to cut a long story short, this was the road to ruin! We started going to loads of different outlets looking for Malawi Cichlids (which had become our great love). We travelled as far afield as Manchester to the north, and Kent to the east. One weekend we did a fish shop tour of our own in London, staying at a Travel Inn and using this as a base. When the urge grabs us, we now go to Holland and have been over twice with other members from the Club.

It was not long before I had 25 tanks in my flat and water changes were becoming a major workup. Ange and I had by now become 'an item' as they say, and I was thinking about moving in with her. The problem was, of course, what to do with the fish. A purpose-built fish house, of course!

We thought it all out very carefully and got loads of advice from people in the aquatic trade, club members and PFK articles. The end product is a 20ft x 12ft concrete building with some 55 tanks. There are two centralised systems running, each holding 650 gallons. One bank now houses Discus and the other Malawi Cichlids, with a dozen running off air driven sponges. The running costs are quite high, but as with any other hobby, they are bearable and can be subsidised to a certain extent by selling off some of the progeny. If you enjoy something enough, then a way can always be found to afford it.

We have had quite a few amusing trips around aquatic outlets. Some people are extremely helpful when it becomes

known that a wheelchair is involved.

One incident that stands out in my mind is when I wanted to make a visit to Brian Middleton, a professional Discus breeder in Wales. We were at the annual FBAS fling in Weston at the time. He had told me that his breeding rooms were down in his cellar but "...Not to worry. We will get you in somehow..." The road to his cottage was just about wide enough for a car and when we got there I was wondering what on earth I had let myself in for. We were met by Brian and his wife and after a short discussion the time came to get down these cellar steps. With Brian on the back of the 'chair and Ange and Brian's wife on the front, we descended the steps with trepidation! No need to worry!! Apart from one or two grazes on Ange's arms, it was a doddle and well worth it (from my point of view). This incident showed me that - with a little thought and effort - people like myself can be accommodated.

On the other side of the coin, a northern Discus breeder dismissed a visit as being impractical without a thought. I later found out that it would have been perfectly feasible with a little effort. Another pro-breeder in the south-west dismissed a visit on the same grounds. Some people do, however, try to accommodate my needs and get it horribly wrong. I telephoned a shop in London and outlined my problem: in a wheelchair, cannot walk, heavy bloke, etc. and was told it would be no problem. Apparently there was this little bridge from one side of the shop to the other side - the side that housed the Discus I wanted to look at - and that it would be no problem. When we arrived, having

driven there that day, we were greeted by two steps into the shop and just inside was this very narrow, ornamental fish pond bridge! NO WAY! The person behind the counter was most apologetic, explaining how he had forgotten to think - as I had - about the width of the bridge. NO PROBLEM! "We'll open the door at the back and you can get through that way", he said. He had not remembered that the back door had been screwed up and bolted together because of a burglary some years earlier!! (Health and Safety Executive problems, perhaps?) NEVER MIND! Out with the angle grinder to cut off the padlock, etc. We did get in eventually, but I felt really guilty for the trouble I had caused and I did not buy anything either.

Our local outlet tried to make his shop accessible whilst re-vamping the interior, but due to the minimum angle required - one in twelve - was unable to put a ramp in. Whenever we go there now, we have to seek out a couple of 'heavies' (if available) to pull me up the steps into the fish rooms.

What can be done about accessibility? I don't know. I feel that in the case of our local outlet, they are the victims of unfair regulations, whereas large conglomerates are able to flout the rules to suit themselves. A visit to our local Mayflower theatre will see Ange sat on one side of the aisle and me in the back corner of the building! A Disability Rights Bill might help all disabled people, but laws such as these are difficult to impose and enforce.

I would like to see fishkeeping magazines maintain a 'roll of honour' (like PFK's for dyed fish) which publishes a list of shops

Page 13

which are accessible to wheelchairs, or for advertisers in magazines to use a wheelchair symbol on their adverts if they are suitable for wheelchair users. This would be a help to everyone and mean we could instantly assess a shop's viability.

For now though, Ange and I have our own accessible fish room. Although it is Ange who does most of the manual work, I keep the records on computer and learn about all the other aspects of keeping the fish in our charge. This arrangement works extremely well for us at the moment. What the future holds, who knows?

(Ed's note: Take up Paul's suggestion and write in to tell us of fish shops who have premises suitable for wheelchair access or cater for other disabled people such as the deaf. We'll start the 'roll of honour'.)

### CAPTIVATING CORYDORAS CATFISH

by Christopher Edmundson

Christopher has sent this article from Taperoo, South Australia and is completing a tertiary education in Environmental Management. He says South Australia is "...the driest state on the driest continent...", but even so they have not had any water restrictions for years. Apparently fishkeeping is not as large an industry in South Australia as it is in Britain and the eastern states are more advanced in the hobby and that is where all the South Australian fishkeeper's plants and fish come from (Victoria and Queensland). Christopher adds that South Australia have very strict rules and that Primary Industries SA control recreational and commercial

Page 14

fishing and their influence also impinges on the 'exotic' fish brought into the state.

The Corydoras catfish is a genus that has evolved over many millions of years. Most species come from the Amazonian Basin, though they have spread to many other parts, too. They are from the family Callichthyidae, the Armoured Catfish. There are three sub-families one of which is Corydoradinae. The two most closely related genus to the Corydoras being the Brochis spp. (see below) and Aspidoras spp.



The waters Corydoras occupy are one of three types: clearwater, blackwater and whitewater. Most Corydoras occupy the more acidic environment of the blackwater which has a very low amount of dissolved minerals, but is very high in dissolved organic matter. The organic matter causes the water to look like tea as the leaves and other organic matter break down. The water conditions are approximately pH 4-6.6, a total hardness of about 100ppm and a temperature of 21-26 degrees Celsius.

The fish themselves are only quite small at a maximum size of 10-12cm, whilst some only reach 2.5cm. Their life expectancy is a staggering 27 years for the larger of the species. For such small fish this is a long life span. They are diurnal -

The new



## AQUARIST & PONDKEEPER

AQUARIST & PONDKEEPER is the foremost fishkeeping magazine for the specialist and beginner alike.

As well as featuring a topical FREE supplement every month, there's also regular features, reviews and Special Offers, too. Order your A&P to be sure of getting a copy - either through your usual bookseller or by using the form below to subscribe.

RATES: UK £25, Europe £33, Airmail - Zone 1 £52, Zone 2 £58

My remittance of ..... is included  
or Credit Card  ACCESS  VISA

No..... Expiry Date.....

Signature.....

Name.....

Address.....

..... Post Code.....



meaning they are active in the evenings - in habit and feed along the substrate using their sensitive barbels to locate their food source. Corydoras stay in relatively large groups to survive predation and are often seen swimming along the shallow areas near the edges of rivers.

When purchasing new Corydoras make sure that there are no signs of damage as they may unintentionally stab each other whilst being transported. You may also find that your new fish are stressed and will therefore be prone to picking up disease. The chance of losing some of your fish could also be raised as the water quality can deteriorate during shipment. Pathogens, fungi and parasites can also attack when conditions are favourable for them and not the fish (i.e. in poor water). This is because pathogens, etc. are always present, but when the fish cannot keep their immunity up (i.e. when water quality is poor) the pathogens take over the fish and thus, they eventually die.

Water chemistry is an important factor to take into account as the fish have preferred parameters.

Ensure you remove any dead or dying fish as this only transports pathogens, parasites, etc. Never allow healthy fish to eat dead fish as this is the perfect way to infect other fish. Observe them for approximately 48 hours after arrival for any infectious disease and if possible place them in a separate hospital tank.

There are many medications available to treat such ailments, but as with almost everything **prevention is better than cure**. It must be noted that Corydoras do not like medicines. Often the medication will kill them quicker than the disease unless very mild solutions are used and certainly much less than manufacturer's recommended dosage.

Apart from the above, you will obviously require the usual paraphernalia of fishkeeping (heaters, filters, air pumps,

etc.) unless you live right next door to the Amazon, which is fairly unlikely if you are reading this article!

Breeding Corydoras is possible if the water conditions are suitable. I have found the simplest to spawn is the Bronze Corydoras (*Corydoras aeneus*). They are the most common catfish available in aquarium shops and lay many eggs - as many as 300 eggs.

Sexing Corydoras is fairly easy when the fish are in breeding condition as the female is much more full-bodied when viewed from above, whereas the opposite is true of males. Prior to spawning, the catfish should be fed on highly nutritional foods such as Whiterworm or Blackworm in addition to freeze dried flake or pellet. This diet should be fed for at least two weeks prior to spawning to condition the fish. They should then be placed in a separate breeding tank.

The breeding tank should have slightly different water conditions to the tank they are normally kept in to simulate climatic change. The aim is to imitate the natural conditions of the Amazon. When Spring arrives, the waters get cooler because the sun melts the ice that has accumulated at higher altitudes. Approximately 4 degrees Celsius cooler, and the total hardness should be reduced. Both of these changes can be achieved by carrying out a water change with rainwater.

Corydoras have a very unusual breeding habit, which involves the female carrying the eggs in her clamped ventral fins a few at a time. She lays her eggs on plants, the substrate or glass and they stick there with the use of an adhesive mucus.

The eggs should develop and hatch in about three days. Once they have hatched they will sink to the substrate where they will feed for up to a week on micro live foods or very fine powdered foods. As the fry grow new foods of a suitable size should be introduced and at two months

the fry should be about 2cm long and be looking much more like little Corydoras catfish. At this point they can be fed much larger foods and be transferred to much larger 'headquarters'.

Regular 20% water changes with gravel cleans are recommended. Corydoras are susceptible to worm barbels. This happens as a result of sharp gravel or bacterial infection due to poor water conditions. Always ensure that water put into the aquarium match the conditions of the existing water (e.g. pH, hardness, temperature, etc.).

#### FAITAG & VIVIPAROUS PLEASE SUPPORT "FISH ARK MEXICO"

Ivan H Dibble  
11, Strode Road  
Cleveland  
North Somerset  
England  
BS21 6QB  
Tel: 01275-876666  
E-mail: <brachydibble@clara.net>

This is a project designed to try to preserve all Mexican freshwater fish, for example the Livebearers, Cichlids, Killies and others, in order to try to prevent further extinctions.

Mexico was selected for this project because of the many threats to its fish and because it has one of the largest biodiversities of freshwater fish in the world. Many - like some families of Livebearers - are unique in this country and most are in great danger of extinction.

We have already started a captive breeding and maintenance programme in one university in Mexico. Ivan set this up himself earlier this year. Our ultimate aim is to set up such programmes in universities across the country, so that eventually all species can be covered.

Ivan is a member of FAITAG, a zoologically-based nationwide fish conservation group recognised by the WWF and we ask you and/or your club to support this project by either making direct donations or by fund-raising. The proceeds should be sent - preferably by cheque made payable to IALCP (Mexico) or Hobbyist Aqua Lab Conservation Project (Mexico) - care of Ivan Dibble at the above address. Acknowledgements will be included in Aquatic Conservation Network newsletter (unless otherwise requested) for donations of £5.00 or more. Donors of £25 or more may - if they request it - receive an annual report and balance sheet to show how their monies are being spent and what is happening on the project. Ivan will be happy to supply further information to those who contact him at the address provided earlier.

#### WINNERS OF THE "FISHWORLD MAGAZINE" COMPETITION AT THE "SUPREME FESTIVAL OF FISHKEEPING"


Colin Smith	Ivan Dibble
Daniel Groves	Ashley Bennett
Andrew Dickie	Doreen Smith
Alan Stevens	Jack Sacre
Iain Dickie	Gary Jones
Mike Marriott	M. Websper

Congratulations to all of you and thanks to Mitchell Beazley Publications, BBC Worldwide and TFH Kingdom Books for sponsoring the competition.

The winner of the draw of new subscribers over the weekend for a Mergus Fish Atlas Vol. 3 went to John Reid. Thanks to CFA Aquatics for sponsoring this draw.

Hopefully we may be able to organise another competition and draw for "Fishworld '99".

Two recent additions to the world's largest range of aquatic books.



For further information or to receive your free copy of our title list contact:  
TFH Publications, The Spinney, Parldands, Forest Road, Waterlooville, PO7 6AR  
Tel: 01705 268122 Fax 01705 268801

## aquarian

WALTHAM's experts are often asked for advice on feeding and care of fish.

We include a selection of your questions here.

Dear Dr. Ford,



I am currently doing A-Level Design Technology and have chosen to build a fish tank. I would appreciate any suggestions as to how I can make my tank different and I also require information of present tanks on the market approx. 2' x 1' x 18", sealants, glass thickness, depth of water in relation to tank and price lists, etc. I would greatly appreciate any information.

Standard aquaria are mass-produced and so each individual tank is quite cheap to buy. If you want a non-standard size, it has to be individually made and that can triple the price. Your best bet is to build one yourself.

The recommended thickness for large tanks is 15mm, but because of the weight problem many manufacturers only use 10mm, relying on cross straps for strength.

Another factor to consider is the age of the glass. New 10mm can be stronger than old 15mm, because glass gradually becomes more crystalline and hence more brittle.

Buy the glass ready cut to size with the edges rough ground for safety in handling. Assemble with a light smear of transparent Silicone Sealer and hold with sticky tape for a day. Make sure the edges are clean and free of grease before sealing by wiping with Methylated Spirit.

Then, make the tank water-tight by

running Silicone Sealer along all internal joints, smoothing with a wet thumb. A blob of Silicone Sealer on cross straps is sufficient, including a runner for the drip tray or cover glass. Leave these for another day.

Marine ply suitably waterproofed with polyurethane varnish makes an excellent box, to which a 10 or 12mm window can be Silicone sealed into place internally.

Stands must be adequate, of course. If a cabinet or other furniture is to be used, can a large man (equal to a 3' tank) or two (6' tank) stand on the cabinet? A metal stand (angle iron) is best, but make sure the floor can take the pressure of the small foot area. Floorboards (especially in mature houses where central heating has shrunk the wood) can have 'bouncy' floors (use a cross piece to fix the stand to the wall).

Height is important. Manufacturers make low stands for safety (a tank is too heavy) but most hobbyists prefer to view the fish standing up, so a 30" or even 36" stand is preferable to a 24" high one, but these can be pulled over because of the high centre of gravity... another reason for fixing it to a wall.

I have an old and very large Goldfish. She has been very healthy all her life, but now has become swollen and her scales seem to stand out like fir cones. I bought some Interpret Anti Internal Bacteria treatment as she seemed to be showing symptoms of Dropsy, but there has been no improvement. I took her to the Vet, but he wasn't interested and told me to wrap her in a towel and hit her on the head to kill her!!!



Is there anything I can do, or do you think it is just old age as she is over 20 years old.

The swelling is Dropsy, which is a symptom, not a disease itself. Fish carry the primordial ocean in their cells, which, in Devonian times, was 2% salt (now it is 3% and more). In freshwater the fish are drowning all the while by osmosis. If the fish cannot excrete this water fast enough it starts to swell ... i.e. Dropsy.

It can be a bacterial problem, but could equally be a parasite, tumour, kidney or heart failure, old age (probably the reason in your case) and so on.

The best treatment is to reproduce that Devonian ocean to stop the osmosis (this means fluid passing through a membrane). Put the fish in 2% salt, but to prevent chemical shock, start at 0.5% on day one, then 1% day 2, etc. Use rock or sea salt, not table or cooking salt, which contain other chemicals to make them flow. Dilute daily again if your fish recovers.

You can try antibiotic treatment or anti-parasite, etc, but it may be that the fish requires no more than the salt treatment. For an expensive fish (e.g. prize Koi) the fish Vet can draw off the fluid with a hypodermic needle. You need a Fish Vet (rather than yours!) for this work. Ring the British Veterinary Association for their list of Fish Vets on 01711-636-6541.

Note that 0.5% salt is 5 gms per litre, 8 oz per imperial gallon, or 3 level tsp per gallon.

I hope your fish recovers, but always remember that fish have to swim in their own loof! So flush that loo. Do a partial (never more than 50%) water change as often as you can. Fish happiness is totally dependant on water quality. Get the water right and the fish are happy, and happy fish are healthy fish.

I have a question regarding feeding Oranda type fish. I have always used Aquarian Coldwater Flakes for my fish, but have been informed that this particular fish has been known to suffer with swim bladder disorders and should be fed pellet food instead.

I was just curious to know if this was actually fact or just another way of the shopkeeper selling a different brand?

Goldfish that float to the top, lie on the bottom or turn over are suffering swim bladder problems, which may be indigestion, disease, a parasite or a genetic fault. If the problem is continuous, swim bladder trouble is indicated and treatment is very difficult. All you can do really is keep the fish in a low water aquarium so it can swim without turning upside down and can get at food. It may recover naturally in time.

If the trouble is intermittent, the problem is probably gas in the gut of the fish (i.e. indigestion). Fancy Goldfish are particularly prone to this problem because the rounded body shape is not natural for the internal organs.

Give a clear out to your fish by wrapping a crystal of Epsom Salts in a little ball of raw Liver. If you are feeding dry pellets, change to flake, which is more easily digested and feed a whole or chopped red earthworm once a week (they are a natural laxative).

Add some 'fresh' food to their diet too. Mouth-sized pieces of fishmeal, shellfish, cocked peas, brown bread or scalded lettuce, but always include some flake to ensure the necessary vitamins and minerals are in the diet. There is no advantage in feeding pellet foods to Goldfish with digestive problems - the flake form is easier for the fish to digest.

If the fish sinks to the bottom, this may be because it is a variety with long fins as well as bulbous body and may have to rest often ... it is not a problem. If the fish cannot get off the bottom, it is swim bladder troubles and the fish requires a low water tank as described above.

Send your questions to Dr. Ford at: Aquarian Advisory Service, Waltham Aquacentre, PO Box 5059, Melton Mowbray LE14 4ZN

Email: aquarian@compuserve.com

**BTC Group**
**BULLSEYE**
**BTC Group**

## TROPHY CENTRES

All your needs from just one source

**TROPHIES • CUPS**  
**• MEDALS • SHIELDS**  
**• TANKARDS • ENGRAVING**  
**• CRYSTAL • PLAQUES**  
**• PRINTED GARMENTS**

*From concept to completion*  
**IN-HOUSE DESIGN, PRINT, PRODUCTION AND EMBROIDERY.**  
*The complete service*

Showrooms at:


EALING	SLOUGH	HILLINGDON	READING	ASHFORD
189 South Ealing Road, Ealing, London W5 4PQ Tel: 0181 568 1405 Fax: 0181 847 5130	127 Bath Road, Slough, Bucks SL1 3JW Tel: 01753 578810 Fax: 01753 826471	2 Agnew's Villas, Ulkinge Road, Hillingdon, Herts UB8 3ND Tel: 0181 548 3484 Fax: 0181 548 7254	47-49 Southampton Rd, Reading, Berks RG2 0AA Tel: 0118 971 1343 Fax: 0118 975 1434	111 Scores Road West, Ashford, Middx TW16 1RP Tel: 01794 242041 Fax: 01794 242041

Head Office: (No Retail Service)  
**Enterprise House, Blyth Road, Hayes, Middlesex UB3 1DD**  
**Tel: 0181 569 2250 Fax: 0181 561 9412**

FREE colour brochure on request



Two special awards in the **TETRA/NJFA Colouring Competition**



It doesn't seem possible, but here it is. Twelve months have gone by again and it's time to wish you all a "Merry Christmas" and a very "Happy New Year". The FBAS "Supreme Weekend of Fishkeeping" will have taken place at the end of October/beginning of November, unfortunately past the Ed's deadline for copy, so you'll have to wait until next quarter for the report. Being "that" time of the year, however, we have a mixed 'sack' of items for you. More letters, more photos, more pictures, more results and we're back with an Xmas competition. Now is the time for YOU to get active. Did you miss out because your local Club or Society didn't include Junior Classes in their Open Shows? Be sure you have fish to put on the show bench. Be certain you know how to prepare for and get your fish ready. Now get out there and 'ENCOURAGE' your local Club or Society's Show Secretary to include Junior Classes (Egglayers, Livebearers and Coldwater) in your Open Show for 1999.

We'd like to take this opportunity to thank - on your behalf - all of the sponsors of the NJFA, without whom we could not keep in contact with you through this Junior Section of "Fishworld", organise

regular and special competitions and run your own Junior Fish Shows at Dunstable and Weston-Super-Mare, as well as support Junior Classes in Open Shows throughout the country.

We are aware that a number of membership cards have sprung fins and swum away. Don't worry, we're in the middle of processing a new one which will be sent to all current members, in due course when they're ready.

Those folks up at Ryedale Aquarist Society have been busy again. David Marshall, their Secretary, reports that their junior members continue to be very active and recently helped out with their auction and enjoyed a very special night when Mr. P. Riley of the BKA brought along a large number of creatures found in both natural and ornamental ponds for them to learn about and investigate through the use of magnifying equipment. I also note that they are planning a display aquarium for the local Pickering Memorial Hall. Well done, Ryedale! Why not tell us about your Society activities?

Talking about writing in: many thanks to Charlotte Cocking for the drawing of her two Goldfish, Bubbly and Shelly.

Thanks also for the "Love and Goldfish Bubbles" from Sophie Moran.

Last - but by no means least - I'd better say a quick "WHO'S A PRETTY BOY, THEN" to the Basford Budgie, who seems to have a liking for envelopes!

Here are some more results from around the Open Shows, starting with ERITH which was held on the 7th June, 1998.

- B.y-M.y (Tropical egg-layers)**
- 1st Daniel Joseph (Erith)
  - 2nd Kent Rushbrook (Erith)
  - 3rd Kent Rushbrook (Erith)



**O.y-T.y (Tropical livebearers)**  
 1st Kent Rushbrook (Erith)  
 2nd Kent Rushbrook (Erith)  
 3rd Tom Whiddett (Mid Sussex)  
 4th Kent Rushbrook (Erith)

**U.y-W.y (Coldwater)**  
 1st Daniel Joseph (Erith)  
 2nd Kent Rushbrook (Erith)  
 Kent Rushbrook's Xenotoca eseni was the Best Fish in Junior Classes.

**KENT ASSOCIATION OF AQUARISTS (KAAS)** held their Open Show on 16th August, 1998, with the following results:

**B.y-M.y (Tropical eglayers)**  
 1st Kent Rushbrook (Erith)  
 2nd Kent Rushbrook (Erith)  
 3rd Nicole Whiddett (Mid Sussex)  
 4th Daniel Joseph (Erith)

**O.y-T.y (Tropical livebearers)**  
 1st Kent Rushbrook (Erith)  
 2nd Tom Whiddett (Mid Sussex)  
 3rd Kent Rushbrook (Erith)  
 4th Kent Rushbrook (Erith)

**U.y-W.y (Coldwater)**  
 1st Kent Rushbrook (Erith)  
 2nd Lettie Whiddett (Mid Sussex)  
 Kent Rushbrook's Trichogaster trichopterus (blue) was the Best Fish in Junior Classes.

**THREE COUNTIES** also held their Open Show on 16th August, 1998, with the following results:

**B.y-M.y (Tropical eglayers)**  
 1st Yvette Walker (Ash)  
 2nd Yvette Walker (Ash)  
 3rd Yvette Walker (Ash)  
 4th Yvette Walker (Ash)

**U.y-W.y (Coldwater)**  
 1st Amy Constantine (IOW)  
 Yvette Walker's Cyrtocara moori was the Best Fish in Junior Classes.

**MID SUSSEX** held their Open Show on 20th September, 1998, with the following

results:

**B.y-M.y (Tropical eglayers)**  
 1st Tom Whiddett (Mid Sussex)  
 2nd Kent Rushbrook (Erith)  
 3rd Kent Rushbrook (Erith)  
 4th Kent Rushbrook (Erith)

**O.y-T.y (Tropical livebearers)**  
 1st Kent Rushbrook (Erith)  
 2nd Kent Rushbrook (Erith)  
 3rd Kent Rushbrook (Erith)  
 4th Nicola Whiddett (Mid Sussex)

**U.y-W.y (Coldwater)**  
 1st Letty Whiddett (Mid Sussex)  
 2nd Amy Constantine (IOW)  
 3rd Amy Constantine (IOW)  
 Kent Rushbrook's Xenotoca eseni was the Best Fish in Junior Classes.

A big THANK YOU to all of the judges and well done to all of you who entered. Most - if not all - of you will, by now, be in receipt of our National Junior Fishkeeper's Association Certificates (for placings) and Diplomas (for Best Fish in Junior Classes).

More on the Show front: I have been in correspondence with the Solway Aquarist Society, and have discovered that their area Federation (FSAS) run a Junior League. I am told that the competition is run throughout the Show season, where each and every Society promoting an Open Show is requested to promote the three Junior classes (Eglayers, Livebearers and Coldwater). Points are awarded on the basis of 3 for a first place, 2 for second, and 1 for a third. The winner being the Junior accumulating the highest total number of points by the end of the season. There are about twenty or so youngsters participating each year and they have to be under 16 at the start of the season.

We also hear that Solway, as well as supporting this competition, have their

own Club competition for Juniors. Their Coldwater, Eglayer and Livebearer trophies are decided on their annual "Fish of Fish" day. All the entries are based on any fish which has taken a 'ticket' in a Junior class on any of the Show circuits, table Shows, plus any two per class. The result is decided by points gained throughout the season (FoF day to FoF day the following year, but no points are awarded for FoF days). Points are 20, 15, 10 and 5 if a fourth place is given. Should an exhibit achieve Best Junior Fish of the Day award, it receives a 50 point bonus award. All of their Junior exhibits are eligible for the Fish of the Year trophy. We are hoping to hear more about these competitions and publish the results in a later edition of your NJFA Junior Section of "Fishworld".

On the Club front, we have received news about a Junior Group in the Corby area. Tina and Keith Doswell tell me that some three years ago their daughter, Samantha took the certificates and trophy that she had recently won, to school. Her teacher was so intrigued that she asked if Sam could take the fish into school and asked if Tina would come and see her. At the time, Mrs. Haines (the teacher), was running a class topic on pond life. She wanted to know more, so it was explained how we aquarists breed and show tropical fish. It was thought that it was, basically, an extension of their topic, as fish come from other countries' rivers and lakes. Liking the idea of extending the topic one step further, Tina and Keith were invited to give a presentation.

Thirty-two different fish (tropical and coldwater) were taken in to be displayed during a short talk entitled "Around the World with Fish". Due to the interest of both staff and children, however, the

'short' talk lasted around two hours! Even the sounding of the bell for going home that Friday afternoon could not stop the questions flowing from the children. Mr. Evans, the Headmaster, was also alerted and expressed his interest. A picture, drawn by Tina, was copied and passed to each of the children for them to colour and add to their topic books. This added further interest when the staff decided to turn the colouring into a competition. They had some books which could be used as prizes and Tina and Keith provided a small tank and Goldfish for the first prize. When all of the pictures had been returned for judging, the Head invited Tina and Keith to choose the winners and come along to an assembly to present the prizes.

It was from further contact with the Headmaster, that it was discovered that he wanted to set up a tank in the School as a learning resource, but couldn't afford to do this within his budget. During the "Supreme Festival of Fishkeeping" that year they mentioned their activities and what the Headmaster wanted to do and, to their delight, they were able to go back to Mr. Evans and advise him that if he still wanted the tank set-up, it could be arranged. In due course, the tank arrived at the School, courtesy of Messrs. Roif C. Hagen. Tina and Keith also managed to secure fish, plants, gravel, etc. through the very kind donations of other friends and companies in the aquatic world. When it was all set up, Mr. Evans organised an official opening of the tank, to which all sponsors and donors were invited. This, basically is the introduction and how the Junior Club at the School came into being. The Club meets every Friday in the School library from 3.30 to 4.30, except school holidays. Presentations are given on how to set up a

tank, look after it and about the fish. It extends many of the subjects which the children already do in school.

After two years, the Club is still going, although each year a few children are gained and lost. This is where things start to get tough, as a certain amount of repetition is inevitable from one year to the next, to bring in the new members. Through trial, and some error, however, the difficulty seems to have been solved by having those youngsters, who have been with the Club longer, answer the questions posed by the newer, younger ones. Sometimes people come to give the children a talk, but this becomes difficult due to the travelling distance and the time of day the meetings are held. The Club is also run with no funds except those from Tina and Keith, so they have to beg and borrow everything that they use at their meetings.

Many new things and ideas have been learnt through the running of the Club and preparing the work for the children. Talks are kept short and attempts are made to reduce the use of technical words otherwise too much time is spent explaining the terms and losing the interest of the majority of youngsters, bearing in mind the age of the children is 7 to 10 years. One of the ideas, which may be of use to other leaders of junior groups, is the fact that the children seem to enjoy - and learn from - making a fish. A basic fish shape was drawn (including the fins), was cut out and the fins cut off. Working with different coloured paper, the fins of one colour fish were placed with the body of another colour. With some encouragement the fins were replaced in the right position on the body of the same colour. Adding the name of the fins (caudal, anal, dorsal, adipose and

pectoral) created even more interest and learning.

Sometimes you can be put on the spot, as Tina and Keith found out, when they were covering reproduction and the word "fertilisation" was used. There came the inevitable question, "What is fertilisation?" The answer, however, came from another child. "Don't you know about when a girl and a boy make a baby? That's fertilisation."

Last year the children were encouraged to make their own booklet containing information which they had learned from the meetings. Mr. Joe Nethersell sponsored awards for their hard work. This was much appreciated by the Club, the School and the children. Again Tina and Keith were invited to attend the achievement assembly, held during the last week of term, to present the prizes to the children, and here I can do no better than to quote Tina's words, "Their faces were a picture when they were presented with their prizes. It made the hard work of preparing and working with them all worthwhile!"

This year, the School has had an extension built and they wish to set up a second tank in the new block, so plans are underway.

Tina and Keith would like to take this opportunity to thank everyone who has helped them, so far, to make the Club available to their local children and School. They know that Mr. Evans has been overwhelmed by the generosity of the aquatic world. Subject to their work commitments and sponsorship, they hope to continue with the Club, bringing it on from strength to strength.

We at the NJFA would like to echo their sentiments and thank all those who have helped with this wonderful venture. We

would also like to take this opportunity to let all of our members know that Keith has joined your NJFA committee, thus bringing his knowledge and experience to your Association. We would also like to advise you that the NJFA was pleased to accept Adrian Dempsey as its new Chairman. We welcome both Keith and Adrian on board!

There have certainly been some success stories from the school club run by Tina and Keith. One of the young lads who joined was Thomas Loake and I hope he won't mind me telling his story here as I think it could be an inspiration to others. I understand that he became interested in fish when he was about 8 or 9, but due to having two brothers under school age, he could not have a tank. Undaunted, he resorted to having his bedroom wall painted blue. He then spent many hours drawing and colouring pictures of fish. These were then cut out and stuck on the wall, becoming 'Thomas' fish tank.

Things weren't, however, going quite so swimmingly with school as his Mum found out in the regular Parent/Teacher interviews. Any stories in English were about fish, but other subjects "...left room for improvement..." as the classic school report reads. After his Mum talked with Tina and Keith, an idea was hatched and ways were found to relate school work to fishkeeping. Maths was required to calculate how many inches of fish could be placed in a given size of tank and to be able to calculate dosages of water conditioners, medications, etc. English was needed to be able to read up information and write out any reports or breeding programmes on fish. Geography was necessary so he knew where different fish came from and their native environment. Science was

important so that water chemistry could be understood. Each new subject, as it came along, was related to fish in some way. Thomas had expressed a wish to do something with fish when he left school, so this association did the trick and his work picked up.

Last year, Thomas' patience bore fruit as he was allowed to have his first tank. A 3' tank was installed with an undergravel filter and set up over a period of weeks. As with all first tanks, no matter what care is taken - we've all been through it - the almost inevitable problems started to occur. White Spot was detected and then cured, along with other difficulties. A full pot of food accidentally found its way into the tank and after this was sorted out, everything started to settle down. That is until some new fish were introduced. All of a sudden fish were dying rapidly. Thomas' Mum called Tina and Keith to see if they could find out what was wrong this time. It turned out to be septicemia, introduced by the new fish. All was done in an attempt to put things right, but in spite of this, it was almost a complete 'wipe out'. By this time, of course, Mum was getting a little disillusioned and ready to pack it all in. Needless to say Thomas was very upset.

Since the dramas of the early days though, things seem to be going very well for Thomas and his tank where he keeps a Clown Loach, Kissing Gourami, Red Tail Black Shark, Red Swordtails, Guppies, a Plecostomus and an Upside down Catfish. I'm reliably informed that he says that he enjoys watching his fish, does a part water change and hovers the gravel every two weeks. He recommends that all children should have a tank for their enjoyment. As you will recall from the last NJFA Junior Section of "Fishworld", Thomas



has now moved up to a new senior school and we sent our best wishes in his new adventure. Tina and Keith would like to add their best wishes to Thomas and we all hope that he is able to continue with his fishkeeping, enjoys the quarterly edition of the NJFA Junior Section of "Fishworld" and, of course, keeps in touch with the Club.

I know this is probably the wrong season to be talking about summer holidays, but for those of you who are interested in photography, now's a good time to think about the possibilities of taking aquatic photos when you go away. I always pack a show tank, suitably stuffed with soft sports socks, and a net, in our suitcase when we go away. This gives you the opportunity to catch and study some local fish and wildlife. One thing I must emphasise here, however, is please DO NOT leave anything you have caught in

the tank longer than is necessary, particularly if you are in some of the hotter climates of the World, they will easily fry or boil! For photographing I use a Single Lens Reflex Camera (SLR), carrying the film speed to the type of light conditions. However, 100 or 200 ASA is about right. Another small item of equipment which I take is a set of spacers. These allow you to get nearer to the subject, particularly if you're using a macro lens, like I do. This allows you to get some wonderful wildlife shot, not only of fish. I hope the Magazine can do the pictures justice, but a couple of examples are shown here from our recent visit to Crete in June. The guy with the ugly mug isn't me, but a Common Crab. The other - I am reliably informed - is a Blennie.

There'll be more about our visit to Crete in a later edition of "Fishworld".



Page 28

## FISHING FOR WORDS V

Sponsored by Rolf C. Hagen



We're looking for all those Tetras from South America, with the Latin genus of Hyphessobrycon in this quarter's "FISHING FOR WORDS" competition.

The species are: BELLOTTII, BENTOSI, BIFASCIATUS, CALLISTUS, CAUDOVIATTUS, COPELANDI, EOS, ERYTHROSTIGMA, ERYTHRURUS, FLAMMEUS, GEORGETTAE, GRACILIS, LEUTKENI, MINIMUS, MINOR, NIGRIFRONS, ORNATUS, PERUVIANUS, PULCHRIPINNIS, RETICULATUS, ROBERTSI, ROSACEUS, SAZI, SCHOLZEI, SERPAE, SUMULANS, SOCOLOFI, TAKESI and VILMAE.

What seasonal message remains?.....

CAREFULLY draw a line around each of the names in the grid, enclosing only the letters used. When you have done this, you should find a seasonal message has revealed itself. Write down what you find in the space provided below the wordsearch and send this whole page to the address overleaf.



Page 29

## NATIONAL JUNIOR FISHKEEPER'S ASSOCIATION

FISHING FOR WORDS V  
44, LAKEWOOD DRIVE  
WIGMORE, GILLINGHAM  
KENT ME8 0NS



Entries must be received by 15th April, 1999. The first ten correct entries out of the bag will each receive tubs of FISH FOOD. Winner's names will appear in a future edition of "Fishworld".

Please complete the following so we know where to send the prizes should you be a lucky winner!

SURNAME: ..... FORENAME(S): .....

ADDRESS: .....

TELE: ..... POST CODE: ..... DOB: .....

If you haven't joined the NJFA yet and would like to, please complete the loose leaf membership application form and send it with your competition entry. Your details will be passed onto the Membership Officer.

Why not take this opportunity to write in and tell us what you would like to see in your NJFA Junior Section of "Fishworld". There is space below for you to give us your suggestions and, if we can include ideas in future editions, we will make every effort to do so. If you send in an idea, please don't forget to fill in your name and address details above.

If you don't want to spoil your copy of "Fishworld" by cutting this page out, why not photocopy these two pages?

Page 30



Can you identify this Loach?

The fish have three sets of barbels.



The best opinion so far is *Micro-neomacheilus pulcher*. Do you agree with this? Opinions to the Editor.

Page 33



## WELCOME TO PET HOTEL

by Mandy Archer  
 ISBN 0-563-38094-Z  
 Pub: Girl Talk BBC Price: £2.99  
 reviewed by Sue Crew

Suitable for 7-9 year olds and one of a series of books, which includes "Twice the Trouble", "The Non-stop Runaway", "Pet Hotel Detectives", "Best Friends Forever", "Spotlight on Shantini", "Oh Brother!" and "A Challenge for Laura". "Welcome to Pet Hotel" is based in Sussex and the story unfolds around a newly divorced father and his two daughters. Issues such as the problems of moving house, new schools, finding and adapting to a childminder and Dad having to work and keep the house together are addressed sensitively.

A variety of pets are discussed within the context of the story including a Shetland pony, cat, kittens, dog, goat, iguana and hamsters plus an insight into the work of a vet, establishing a pet hotel, registration with the Government Inspector and abandoned pets. There is also an information section and advice on how to pick a boarding kennel. Any animal loving 7-9 year old will enjoy finding this in their Christmas stocking!

## THE PERFECT POND DETECTIVE BOOKS 1 & 2

by Peter May  
 Pub: TFH Kingdom Books  
 reviewed by Roger Crew

Book 1 - The Biological Balance £10.95  
 ISBN: 185279098-9

This volume deals with all aspects of pond care and despite the 'comic book' style of illustration does to quite thoroughly. Unfortunately, many pond owners picking up this book for the first time in a book store, may put it down again quickly because its appearance is such as to constrain it on first impression to the children's books category. To some extent this is fair. On reflection I cannot see any book publisher expecting illustrations in this style to be taken for anything else. All this is a pity, as it may well deter the pond owner from looking deeper into the text and to do so reveals a mass of practical, realistic and valuable information. I cannot help but feel that this book has not been presented in its best light and lacks a coherent approach.

Book 2 - Physical and Mechanical Problems £9.95  
 ISBN: 185279099-7

A marginally slimmer volume dealing with the physical and mechanical problems associated with ponds. Definitely for the technophobe to read! Again the information is excellent, but the presentation child-like.

Neither of these books have an obvious continuity of sequence to their reading. The contents pages doing little to assist the determined reader. If you choose to invest in either - or both - of these books, read them from beginning to end. The information is in there trying to find a semblance of order to escape to! Although not what we have come to expect of the TFH stable, these two volumes represent fair value for money.

Page 32

## THE COMPLETE GUIDE TO TROPICAL AQUARIUM CARE

by David Alderton  
 Pub: Mitchell Beazley  
 ISBN: 1-84000-037-6 Price: £10.99

Reviewed by Roger Crew

An easy to use handbook, covering all the aspects of fish care. At first sight, this book would seem ideal for the beginner, covering such areas as siting and selecting, equipping and stocking of an aquarium. Close scrutiny, however, shows that this well-ordered and illustrated book covers each subject in a quite deep technical manner, which remains very readable.

This book does, of course, deal with fish, but the input in this direction is largely directed to a quick review of the main groupings rather than a systematic listing. In summary, a book which does very capably what it sets out to do - it guides the beginner and established hobbyist through the subject of fish care.

This volume will be a welcome addition to the bookshelf of any tropical freshwater fishkeeper. The only criticism is that this is not a book to buy the marine hobbyist, as the subject is not really aired. I do recommend it as a fine choice for a Christmas gift.

There is a companion volume, "The Complete Guide to Pet and Aviary Bird Care", which I have also read, and there are other titles in the series (Cats & Dogs, Kittens & Puppies). Whilst I do not consider myself to be knowledgeable in the area of bird care, the same clarity of approach is apparent, covering not only the basics but also a fairly deep technical perspective. What the volume does do is review quite a few species of birds. For anyone with an interest in this area, I would expect the same degree of satisfaction to be found as the aquarist will find in the fish care volume.

THE COMPLETE GUIDE TO TROPICAL AQUARIUM CARE



## MARINE LIFE OF THE CHANNEL ISLANDS

by Sue Daly  
 ISBN 185279100-X  
 Pub: TFH Kingdom Books Price: £13.95  
 Reviewed by Sue Crew

1998 has been the "Year of the Ocean" and a very fitting time for this book to have been released. It is a book which will be attractive and informative for anyone interested in marine life around our shores or the Channel Islands: divers, fish-keepers, school libraries and nature lovers in general. I thoroughly enjoyed this book and would thoroughly recommend it.

Sue starts by advising divers of their responsibilities and the regulations concerning diving around the Channel Islands but also covers Sponges, Hydroids, Anemones, Corals, Worms, Crustaceans, Molluscs, Bryozoans, Echinoderms, Sea Squirts and Fish. The various categories are denoted at the top of each page by an attractive pen sketch icon, which makes 'dipping' into the book easy. In addition, each page has two or three colour photographs and easy to understand descriptions of the species.

I do not have a special interest in marine species, but found this book to be fascinating and motivating. I had not realised that the Channel Islands - so accessible for us - supported such a wide diversity of marine species.



Page 33

## BBC WILDLIFE VIDEOS

Narrated by David Attenborough  
 Cert: E Price: £9.99 each  
 Pub: BBC Worldwide  
 Reviewed by Sue Crew

Series includes: "Polar Bear - The Arctic Warrior", "Crocodile - The Smiling Predator", "Leopard - The Agent of Darkness", "Eagle - The Master of the Skies", "Humpback Whale - The Giant of the Oceans" and "Wolf - The Legendary Outlaw".

"Humpback Whale - The Giant of the Oceans" was a superb video and if indicative of the quality of the other videos, this is a set that I would dearly love to own. The viewer often felt as though they were beneath the waves actually experiencing this great beast alongside them. There is a lot of exciting footage to keep you on the edge of your seat, which portrays the Humpback Whale in his true light as he preys amongst large shoals of fish. David Attenborough narrates the video in his inimitable style that we have come to love. He engenders enthusiasm and motivates the viewer to find out more. These videos would also be of great advantage to any school or college library. Highly recommended for all age groups and interests.



**COPNORTROPICALS**  
**PET CENTRE**  
 FONTLEY NURSERIES  
 FONTLEY ROAD  
 TITCHFIELD  
 HANTS PO15 9QX  
 TEL/FAX: 01329-844002  
 Specialists in English bred cuddly tame Parrots  
 Coldwater, Tropical and Marine fish experts.

A good selection of Tropical, Marine and Coldwater fancias, Pond fish and plants in season. Expert advice always available. Everything you need for the aquatic hobby.

Finance available on cabinet tanks and Marine setups.

We also have a large selection of birds and small animals.  
 Open 7 days a week, 9am - 5pm.  
 Come and see us.

Page 34

## 1998 SUPREME CHAMPIONSHIP WINNERS

- 1st Tony Tyson (Leporacanthicus galaxias) 89 pts
- 2nd Tony Tyson (Synodontis frontosus) 88 pts
- 3rd Allan Finnigan (Botia sidhimunki) 87 pts
- 4th Mr/Mrs Rodway (Paratlapia bleekeri) 86 pts
- 5th Paul Whiddett (Mystus weckii) 85 pts
- 6th Tony Tyson (Ctenopoma kingsleyae) 84 pts

## CLUB TIPS

Hold an open day, perhaps with a barbecue, exhibition and games to attract new members to your club.

through the oceans of the world

LONDON'S ULTIMATE EXPERIENCE OF UNDERWATER LIFE WORLDWIDE...

From freshwater streams to the deep Pacific Ocean. From sharks to octopus, from piranhas to jellyfish. Thousands of specimens in over 40 stunning displays.

deep beneath County Hall

now open

LONDON AQUARIUM

A DEEPLY IMPRESSIVE DAY OUT ... WHATEVER THE WEATHER!

OPEN DAILY FROM 10AM-6PM (CLOSING TIMES EXTENDED DURING HOLIDAYS)  
 TEL: +44 (0) 171 957 8600 INTERNET: <http://www.londonaquarium.co.uk>  
 LONDON AQUARIUM LIMITED, COUNTY HALL, RIVERSIDE BUILDING  
 WESTMINSTER BRIDGE ROAD, LONDON SE1 7PB  
 Just a few minutes walk from Waterloo and Westminster tube

UP TO £2 OFF  
 Any fish or aquarium products in this advertisement to reward you for visiting the aquarium. Valid until 31st Dec 1998. Excludes all other offers and special events. See website for details.



### 1998 DIAMOND SUPREME WINNERS

- 1st Allan Finnigan (*Lophisitrus alexandrae*) 91 pts  
 2nd John Egan (*Herichthys regani*) 90 pts  
 3rd Dave McAllister (*Xiphophorus xiphidium*) 89 pts  
 4th Tony Tyson (*Pseudomugil gerruinae*) 88 pts  
 5th John Bristow (*Cichlasoma fencstratum*) 87 pts  
 6th Dave McAllister (*Xiphophorus gordonii*) 86 pts

Congratulations to all of you!

### MEVAGISSEY HARBOUR MARINE AQUARIUM

by Alan Holmes

Additional information supplied by Jack Lean, a Trustee at Mevagissey Aquarium.

Alan suggests an alternative use for his article in his enclosed letter. That of shredding it to provide free hamster bedding! Shame on you, Alan.

While on holiday in Cornwall during August, we went to a working fishing port, called Mevagissey, which is on the coast between St. Austell and Truro. At the end of the harbour is a small public aquarium that is a registered charity and therefore non-profit oriented. Hence the cost for an adult to gain entry is 60p and 30p for children.

Inside are six display tanks of 3 cubic metres, one of 4 cubic metres and a large open sump tank of 8 cubic metres. These tanks house local marine species, which makes a refreshing change as we usually tend to ignore most of our own native species for the more tropical marine species.

A 36 x 18 x 12 tank is used for holding small specimens and live food such as prawns, crabs,

etc. Tanks are lined on either side of the building, with one tank and one open "touch pool" at the bottom end.

The tanks on either side of the building house a variety of species against a natural background to reflect the environment in which they live. The species on display during my visit included: Lesser Spotted Dogfish, Black Sea Bream, Bass, Lobster, Spiny Crab, Liddie Crab and various Starfish, which were interesting to observe as they were in the process of regenerating lost limbs. I also saw Pollock, Shore Rockling, Grey Mullet, Brill, Turbot, Conger Eel, Ballan Wrasse, Smooth Hound, Plaice and Crawfish plus a few other species that I either did not know or have forgotten. I should imagine the species on show would change periodically as and when the Trustees of the Aquarium feel the need or when new species are made available to them.

Besides the above I also saw some "seasonal rarities" such as John Dory, Lampskickers, Boarfish, Comber, Triggerfish, etc. All stock is obtained from local fishermen.

At the end of the building is a larger tank which houses a few Conger Eels, and directly below this is an equivalent to a "touch pool" tank housing Dogfish, Plaice and Skate who rise to the surface, pushing their bodies out of the water apparently trying to reach out to be touched. The different species are fed a variety of foods caught locally including Sand Fels purchased in bulk at 3000lb a time and frozen into 10lb blocks. A 10lb block is fed every 5-6 days in the warmer weather. This is then reduced to a 1lb block in winter and fed every 8-10 days. The Sand Fels are supplemented with live Prawns, Hard Backed Crabs, Mackerel, Pilchard and the occasional unlucky Scallop or Limpet.

The water for the whole Aquarium is drawn from the adjacent beach, through a beach filter twice each day for four hours on each occasion (see diagram). Water is drawn through the sand into the two highest tanks and distributed to all other tanks via gravity feed. Each four-hour pumping session produces enough water to change the tanks six times, which means tank temperatures are maintained at exactly sea temperature.

Page 36

Aeration is achieved for all of the tanks via two electric D.A.B. pumps, which draw water from the sump tank and distribute it to all the other tanks via a spray bar system. This is supplemented by a large Whisper air pump, which operates air stones to supply air to any "dead spots" that the spray bars miss.

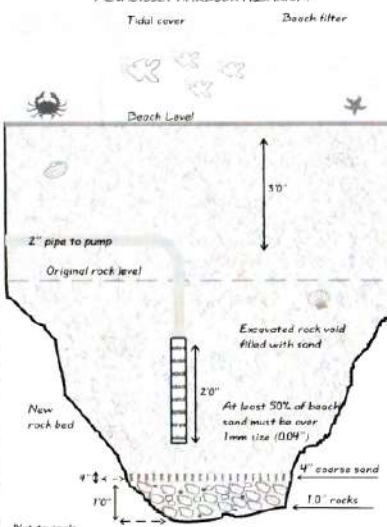
The Aquarium is situated on the South Quay, and until 1935 was the Lifeboat Station. The building was made into an aquarium in 1954. The Trustees took over the operation of the premises about ten years ago and obtained registered charity status. They feel that the Aquarium is a good opportunity for the public to have a glimpse of local marine species and have between 30,000 and 35,000 visitors in an average season. School parties are particularly welcome and are not charged. The Trustees state the premises are, "...old, and building maintenance is becoming a problem..." When the time allows they will probably work up an improvement programme for the premises and seek grant aid.

The smaller public aquaria that I have seen many of in France - and obviously this one in the UK - seem to me better than the larger multinational facilities as these smaller ones stock local species that we may all come across. They can also release species back into the wild without detriment to local ecology when they introduce other species.

If you happen to be in

Cornwall go to this Aquarium and you will not be disappointed. The whole area is great for exploring and sightseeing. There is also another fishing port in the area called Port Isaac, which is a harbour possessing large Mussel beds apparently being filtered with air - a system the French Mussel farmers use well as it oxygenates the water and keeps the Mussels a little healthier. Also, a lot of Crab pots can be seen at Port Isaac with huge Edible and Spiny Crabs in them. Presumably they arrive with the tide and get caught!

### MEVAGISSEY HARBOUR AQUARIUM



Page 37



### THE PROHIBITION OF KEEPING OR RELEASE OF LIVE FISH (SPECIFIED SPECIES) ORDER 1998

by Roger Crew

Roger reports on new legislation which affects the majority of fishkeepers. Remember you saw it here first!

This Order came into effect from the 1st November, 1998 and is designed to protect native fish species in England and Wales.

Unfortunately the Ministry of Agriculture, Fisheries and Food have no plans to introduce similar legislation to cover Scotland and Northern Ireland. Perhaps the Fisheries Minister, Elliot Morley does not consider these areas important or worthy of protection. Who can tell?

The effect of the Order on the fishkeeping hobbyist is two-fold, viz:

1. Under the new Regulations, a General (or blanket) Licence is held (by MAFF) which authorises the keeping of Grass Carp, Sturgeon/Sterlet and Catfish of the genus *Ictalurus* in garden ponds or aquaria (other than retail or wholesale premises). This will be the case for at least the next five years. Aquarists do NOT need to apply for a licence to keep these fish in home ponds or aquaria and are all covered by the General Licence.

2. For the species listed below, Individual Licences are required. ('Individual' refers to the individual PERSON holding a Licence.) Aquarists

holding or wishing to hold these species should apply to MAFF for their Licence, for which there is NO CHARGE. The address to apply to is: Fisheries Division IIB, (Aquaculture, Salmon and Freshwater Fisheries), Ministry of Agriculture, Fisheries and Food, Room 312, Nobel House, 17 Smith Square, London SW1P 3JR (Tel: 0171-238-5933 Fax: 0171-238-5938) OR Welsh Office Agriculture Department, Room 2003, Cathays Park, Cardiff CF1 3NQ (Tel: 01222-825451 Fax: 01222-823562).

WARNING: Failure to comply with the requirements of the Order can result in a fine of up to 2500!

These measures complement the existing protection given to native species by the Wildlife and Countryside Act 1981, Section 30 of the Salmon and Freshwater Fisheries Act 1975 and the Prohibition of Keeping of Live Fish (Crayfish) Order 1996, all of which serve to prevent the unauthorised introduction of non-native fish into UK waters.

These Regulations will impose only a minor inconvenience to hobbyists and are a valuable step towards protecting our native species and their environment. As such the conscientious fishkeeper can only welcome the Order and support its application.

Species covered by the Order are as follows (note common names are as used by MAFF, not me!):

- American brook trout (*Salvelinus fontinalis*)
- Asp (*Aspius aspius*)
- Big-head carp (*Aristichthys nobilis*)
- Bitterling (*Rhodeus sericeus*)
- Blageon (*Leuciscus souffia*)
- Blue bream (*Abramis ballerus*)
- Burbot (*Lota lota*)
- Catfish (species of the genera *Ictalurus*)

Page 39



and Sitarus)

Chinese black or snail-eating carp  
(*Mylopharyngodon piceus*)

Danubian bleak (*Chalcalburnus  
chalcoides*)

Grass carp (*Ctenopharyngodon idella*)

Landlocked salmon (non-anadromous  
varieties of the species *Salmo salar*)

Large-mouthed black bass (*Micropterus  
salmoides*)

Mediterranean barbel (*Barbus  
meridionalis*)

Nase (*Chondrostoma nasus*)

Pacific salmon and trout (excluding  
rainbow trout but including steelheads)  
(species of the genus *Oncorhynchus*)

Paddlefish (species of the genera  
*Polyodon* and *Psephurus*)

Pike-perch (including zander) (species of  
the genus *Stizostedion*)

Pumpkinseed (*Lepomis gibbosus*)

Rock bass (*Ambloplites rupestris*)

Schneider (*Alburnoides bipunctatus*)

Silver carp (*Hypophthalmichthys  
molitrix*)

Sturgeon or sterlet (species of the genera  
*Acipenser*, *Huso*, *Pseudoscaphirhynchus*  
and *Scaphirhynchus*)

Topmouth gudgeon (*Pseudorasbora  
parva*)

Toxostome (or French nase)  
(*Chondrostoma toxostoma*)

Vimba (*Vimba vimba*)

#### FOR SALE

Complete aquarium setup, 81"  
tank with built-in filtration  
chambers, stand, lighting,  
powerheads, filters, gravel and  
bogwood. £175.00 ono Tele:  
01722-780534

Page 40

### Association of Southern Aquarists Societies Fishkeeping Convention 1998

by Les Pearce

On Sunday 23 August 1998, all across the south of England there was ominous stirring as members of the ASAS societies awoke to prepare for their annual Fishkeeping Convention - this year at a new venue, the Portsmouth Deaf Centre in Arundel Street, Portsmouth.

ASAS Chairman, Jack Stillwell, opened the event. In his introduction he thanked all those involved for their help and the guests present for their support. Jack also emphasised that the predominant reason for the existence of ASAS was to support its member clubs and societies and to organise events such as this that may be beyond the reach of some societies individually. In return, ASAS needs the support of its members at events to help make them successful.

Jack went on to introduce the first guest-speaker of the day, Dave MacAllister who took us on a guided tour collecting livebearers in Mexico. It is awful to think that an entire species can be wiped off the face of the earth simply because it is unfortunate enough to have evolved in a small area, sometimes a single pond, and that pond is lost or destroyed. Apparently species have been, are being and will continue to be lost in this way. Their only hope for survival is the intervention of man. Several species, long since extinct in the wild, owe their continued existence to man. It is achievement like this that portrays all that is good about our hobby.

After everyone had returned from booking their aeroplane tickets to Mexico, lunch was served. This took the form of a superb cold buffet produced by Hilma and Bill Slade's daughter, Dawn. There was a stunning array of cold meats, salads, quiche, sausage rolls etc., which was more than enough to tempt the most fastidious

of palates and to satisfy even the most voracious of appetites. After this veritable banquet, Jack Stillwell thanked Dawn for her considerable efforts and he presented her with a bouquet of flowers. With the bar available for a convivial drink, if required, the break for lunch also offered an opportunity to socialise, catch up on old acquaintances and, perhaps, to forge new ones.

The afternoon began with a fascinating talk given by Derek Lambert on the subject of Rainbow Fishes. Interest in these very colourful fish is increasing rapidly and Derek is currently writing a book on them. There are several species of these fish with almost as many natural habitats, from brackish or salty water through hard, alkaline conditions to soft acidic water. Derek told us that sometimes the same species can be found in a wide range of different conditions and this can cause problems when trying to keep and breed them. They will not accept a large and rapid change in conditions very favourably and you may not be aware of the conditions to which your particular fish have been accustomed.

Derek and Pat also brought some rainbow fish with them and they offered them for sale during the lunch break. By the end of Derek's talk, more than one person in the room had promised themselves that, at the earliest opportunity, they would 'have a go' at keeping rainbows. Then, with just enough of a break to draw a very quick breath, it was straight into the auction of fish and aquatic goods. The bargains were there to be had.

A very good day was enjoyed by all. There was an amicable balance of social

and aquatic interests. The cost of this plethora of piscine participation was a paltry £5 per person - and this included the buffet lunch. This low price was mainly due to the kind generosity of the Federation of British Aquarists Societies who agreed to sponsor this prominent feature of the local fishkeepers' calendar once again. ASAS would like to take this opportunity to thank them for their kind support and also Dave and Derek for two fascinating talks. Thanks also to Hilma and Bill Slade and to Dawn for the catering arrangements, to all those who gave of their time to make this event a success and last but definitely not least, thanks to all who came, supported and hopefully enjoyed the Convention.

### TYNE TEES AQUATIC FESTIVAL

by Jane Bell

Area Secretary

The fourth annual Tyne Tees Aquatic Festival was held at Tynemouth on Sunday, August 30th, 1998. The Area was delighted to receive visitors from as far afield as the Isle of Wight and Glasgow. It certainly appeared that everyone enjoyed the day.

An Open Show was included under FBAS rules and the Best in Show was a *Lamprologus tetraodon* shown by Mr. & Mrs. Rodway. The Three Rivers Championship was won by Mr. & Mrs. Megford with their *Tilapia butikoferi*, the Best Exhibitor B & S Critch and I. Wright. Geoff Bell's "Piscine Posers" was won by Kevin Rodway.

Ben Helm of "Aquarian" gave a talk and

Page 41



The Tyne Tees Festival 1998

hosted a heat of the "Aquachamp" competition, which was won by Colin Tweddle. The Festival Committee are most grateful to "Aquarian" for their generous donation of fish food which were used as prizes.

The Theme Tank Trophy was won by BAWVAS.

As usual, local children's art work enhanced the walls and we are grateful to Hylton Castle School for all their efforts. All in all, although there was a very happy atmosphere throughout, the local response was disappointing apart from the increased number of local breeders selling good quality fish. This response has given rise to some doubt that this may be the last Festival in the Area.

The Committee would like to thank the FBAS for their sponsorship and also our thanks to the few traders who did make the effort to attend.

Page 42

### JACK THE LAD

by Jack Stillwell

Jack looks back at his life in fishkeeping.

When I started keeping fish seriously in 1949, I purchased a second-hand wooden furnished tank, although I had kept fish prior to the War when I was a mere 'slip of a lad'. However, in 1949 my 'new' tank set up boasted Slubunkins which certainly could not claim to be from pedigree stock! One of the problems with wood-framed tanks was that if they dried out, the wood frame shrank, which caused the tank to leak!

I had placed my 'new' tank on our new Utility sideboard and my wife was definitely not a lover of wood-framed tanks after this episode.





## GREAT FBAS 60th ANNIVERSARY OFFERS TO ALL SOCIETIES IN 1998

This is your last chance to take up these offers!

**2 YEARS' FBAS AFFILIATION FOR THE PRICE OF ONE!**  
(JOIN IN 1998 for £12.00 - RENEW IN 2000!)

**FREE TAPE/SLIDE AND VIDEO HIRE!**  
(YOU JUST PAY RETURN POSTAGE)\*

**FREE CLASS LABELS FOR TABLE/ OPEN SHOWS**



Details from:  
FBAS,  
194, Greenhill Road,  
Greenhill,  
Horne Bay,  
Kent CT6 7RS

\*FROM 1999 ALL NEWLY AFFILIATED SOCIETIES HAVE FREE TAPE/SLIDE FOR ONE YEAR

Page 44

good fish were not too difficult to procure. Like many others, however, I have been unable to disassociate myself with the variety of tropical fish available. During my time I have bred Barbs, Danios, Cichlids and Livebearers, these being well-suited to the hard water in the South. Fish shows are an important part of the hobby and provide an opportunity for Clubs to host friends and newcomers within the hobby for a day. Shows are also an opportunity for seeing fish 'in the flesh', to natter about fish with like-minded people and perhaps pick up some new (to you) varieties and might entice new club members. However, Portsmouth AS have gone away from this idea and now concentrate on public exhibitions as we feel they are more of an opportunity of enhancing the hobby to the public by way of imparting information.

I have given talks to clubs for years, but now only do this within my own area as my health precludes travelling long distances in a short space of time. My current Robin Reliant - known as the "Plastic Pig" - has had much less opportunity for being 'automatic' because of this and spends much of its time parked outside my house. Talks are by far the best way of publicising the hobby and general public relations that you could hope to find. Unfortunately even these are getting more difficult to find.

I still have a collection of twenty-two tanks and seven ponds which contain mainly coldwater species. Unfortunately, with the coming of the years I have found it increasingly more difficult to cope with them, but I still have plans... and I still breed my fish.

I have never kept large catfish as I do not find them attractive in any way and I feel that generally they are not kept in conditions suited to fish of their size. Certainly there is little possibility of my ever being able to breed them, so any passing fascination is soon lost especially as their habit tends to be nocturnal.

In 1968 I was elected as FBAS Minute Secretary and with only two short breaks, held this post until 1994.

Our hobby has seen the decline of our clubs and societies owing to the new technology which started with television and now the Internet. We need to conserve both the species and the knowledge that we have in the hobby and that is best done by word of mouth.

You may now be wondering what plans I could possibly have after fifty years in the hobby. Well, there is life in the 'old dog' yet! I fully intend to complete my term of office as FBAS President at the end of 1999, but then I will probably 'wind down' a little. Others tell me that they cannot see this happening, that I will never 'retire'. I have actively involved myself in the hobby and am a firm believer that you only get out of something what you put in! Whatever happens I know that I have thoroughly enjoyed the hobby of fishkeeping over the last fifty years and would recommend it to anyone, but they need to get involved and commit themselves to get the best out of it. After 1999, who knows? I still aim to be around for a good few years yet! Watch this space!

*Sack.*

Page 45

The only book available to fishkeepers in 1949 was "Little Ditchfield's Tropical Fish" at a cost of 46 (about 2p). It was nothing like the books we know today, it only contained nine Characins, eight Barbs and Danios, two Killies, four Labyrinths, one Catfish, one Cichlid and four Livebearers. This list encompassed just about all the fish that were available in this country at the time.

In those days our main source of 'fishy' information was obtained from monthly magazines, primarily the "Waterlife Magazine" and the "Aquarist Magazine". I still have over one hundred copies of these magazines. My first in the collection is a 1927 "Aquarist Magazine". I also have a 1933 American "Aquarium Magazine", too.

Later the Innes book was published and I can remember my excitement as there had previously been nothing like it. It very soon became the 'fishkeeper's bible' and remained so until much later when Sterba published "Freshwater Fishes of the World". Even with all the new titles published since, I still maintain that this was the best book ever published.

A couple of years later in 1951 I decided to join the Portsmouth Aquarist and Fishkeeping Club (now Portsmouth AS). In 1952 I became Club Secretary and later held the post of Chairman for over 25 years.

I had tried keeping local marine species as I lived near the sea and 1960 saw my first attempt at keeping a tropical marine tank. My tank proudly displayed four small marines which cost me a week's wages. Although these fish were expensive, they were very patient (and

hardy) allowing me to learn with them. I still do not know how they survived my treatment of them, as I provided them with no filtration or water movement, but they lasted three years.

When I was keeping (and collecting) local marine life I was nearly shot by a sentry guarding the Whale Island Naval Gunnery School bridge when I went down there to collect sea water. He thought I was mad and just would not accept my explanation of what I was doing there! Never mind, I am still here to tell the tale.

In March 1962 I became an FBAS Judge. I drove a Robin Reliant and travelled up and down the old A3 hundreds of times on my way to shows the length and breadth of Britain. I feel sure that the twelve Robins I have owned have all been Robin Reliant 'Automatics' as they soon got to know the route in and out of Portsmouth!

1962 was a busy year for me as I also founded the Association of Southern Aquarist Societies which is still in operation today. This is an Area Group which still serves member Clubs in the coastal Dorset area, Hampshire and West Sussex. The idea of an Area Group was that Clubs could support each other and join together for activities such as closed shows, conventions, social occasions, etc. As a member of ASAS, you automatically became an honorary member of all the other clubs and were able to attend their meetings if you so wished.

My main interest in fishkeeping has always been fancy goldfish, native and foreign coldwater fish. My initial interest was probably enhanced because I lived near Charlie Whitehead which meant that

Page 45

STOP PRESS! • STOP PRESS! • STOP PRESS! • STOP PRESS!

## ANNOUNCING A MAJOR BREAKTHROUGH IN INTERNAL FILTRATION!



**NEW Trio**  
The simplicity and price of an internal...

...with triple action filtration like an external

TRIO IS A TOTALLY UNIQUE INTERNAL FILTER THAT CLEANS 1 LITRE

- 1 MECHANICAL**  
Four clean large paper pre-filters
- 2 BIOLOGICAL**  
Carbon, iodine, haemolite, zeolite, and activated carbon to absorb impurities of waste
- 3 ABSORPTION**  
Carbon granules absorb impurities to give a water 100% clearer than tap water

New TRIO also can take up to 100 litres per day...  
The simplicity, reliability and price...  
So don't change your habits, change your internal filter!

Change to TRIO for Pets  
HAGEN for Pets



**TRIO 2000**  
FOR AQUARIUMS UP TO 20 LITRES  
ONLY £10.99 (INCLUDES 1 YEAR WARRANTY)  
**TRIO 3000**  
FOR AQUARIUMS UP TO 30 LITRES  
ONLY £13.99 (INCLUDES 1 YEAR WARRANTY)

**Trio**  
EFFECTIVE IN ONLY 45 MINUTES YOU'LL SEE THE DIFFERENCE!



# Tetra CORAL CREATIONS




A Tetra (USA) line that became unavailable in the UK three years ago. Recently a small stock was identified in the UK warehouse and Tetra have agreed to its **sole distribution** in the UK through the Federation of British Aquatic Societies' Merchandising at **absolutely knock-down prices!**



Here is the opportunity for all of you marine or Rift Valley enthusiasts (or any fish-keepers for that matter) to create a coral scene **without damage to the environment**, for **Coral Creations** are a synthetic resin product which is totally inert and harmless to your fish tank. Now you can enjoy the sight of lifelike 'coral' at a fraction of the cost.

As an example, the top of the range 'Brain Coral 1/2 helmet' which normally would



retail at £23.25 can be yours for merely £6.80 and for a 'Mini Brain Coral' in either white or natural, you pay only £2.00 instead of £6.75. Do not forget that these recommended retail prices are now three years old, so you are getting even better value!

This unique opportunity is only available to you through FBAS Merchandising. Obviously the cost of post and packing would be high on items of this kind, so we are offering **Coral Creations** for sale only at open shows and major shows and only whilst stocks last. Enquiries via the Merchandising Officer - address in your Year Book!

## FBAS MERCHANDISE AND PUBLICATIONS

Available from Show Stands, by Mail Order, or at General Assemblies

Book No.	Description	Price
1	Cultivated Fishes	£1.00
2	The Sunfishes	£1.00
3	Show Fish Guide (including binder)	£5.00
4	Show Fish Guide - Supplements	£1.00 ea.
5	Goldfish Standards	£1.00
6	FBAS Constitution & Show Rules (1998)	£2.00
7	National Show Fish Sizes (1998)	£3.00
8	FBAS Yearbook (1998)	£1.00
9	Forming a Society	£1.00
10	Dictionary of Common/Scientific Names (Freshwater)	£2.50
11	Scientific Names and Their Meanings	£1.50
12	Plants	£1.25
13	Dictionary of Common/Scientific Names (Marine)	£1.25
14	Nishiki Koi (in colour)	£1.50
15	Organisation of the Open Show	£1.00
16	<del>Recent Fish Names &amp; Show Classes</del>	Out of print
17	<del>Razboras</del>	Out of print
18	Goodleids	£1.50
19	Quiz Book 1	£1.50
20	Synonyms of Fish Names	£1.50
21	Longfinned Variants and Others	£1.50
22	Tropical Species	£1.50
23	Tropical Species	£1.50
24	Tropical Species	£1.50
25	Not yet published	
26	Quiz Book 2 (new)	£2.00
	Species Reference Guide (flooseleaf - £1.50) (with binder - £4.00)	
	Binders for booklets and supplements	£2.50
	Car Stickers	£0.20
	Lapel Badge	£1.00
	Rules	£2.50
	Pointing Disc	£3.50
	Fish Penknife	£1.50
	Key Fob	£1.25
	Refrigerator Magnets/Fish Brooch	£1.00
	Plug Label	£0.25
	Sweatshirt (FBAS)	£9.50
	T Shirts (FBAS)	£6.50
	Umbrella	£10.00
	Holdall	£9.00
	20 for size badges	£0.20

**ORDERS: BY POST** Send cash/cheque with order + 25% of total for p.& p. Cheques made payable to FBAS. Send to: Address in FBAS Year Book (1998) or Roger Crew c/o HMP Albany, 35, Parkhurst Road, Newport, Isle of Wight PO30 5RS

**SHOWS** Telephone orders for collection at Assembly or shows

Page 49

### JUDGES CORNER



Welcome to the December edition of the Judges Page, the fourth I have written on behalf of the Judges and Standards Committee.

By the time you read this article, the Show season will be over and I hope all judges will be sending in their size adjustment and work load forms as they should have reached me by now. I previously requested that all judges and competitors look at possible reductions in sizes and to let me know in good time for our committee meeting on show sizes. I have some information, but would appreciate more, please.

In last quarter's article I asked about the fish we know as *Astyanax columbianus* (Mergus Aquarium Atlas Vol. 5, p. 54) and am pleased to report that a scientific name has been found i.e. *Hypessobrycon coarctatus*. The show size remains as that for *A. columbianus*.

Whilst on the subject of new fish names, a fish we know as the Crescent Zee is *Zoogonactis tequila* with a show size of 50mm (males) and 60mm (females). As reported in the last edition, Mr. G. Best has bred these fish but I have also found that Mr. P. Cottle, who lives near Maidstone in Kent, has as well. Mr. Best's spawning was, as he put it, "...very

lucky..." as he had a number of pairs and they were placed in a well-planted tank. When he spotted the small fish he knew that they had bred although he was not aware of how the fish behaved during spawning. Mr. Cottle was not so lucky as he had at least two spawnings, but failed to raise any fry, but he will be trying again and I will keep you posted on what occurs.

We had a request from the Federation of Northern Aquatic Societies to send two judges to judge at the "British Aquarist Festival" in Manchester the week before the "Supreme Festival of Fishkeeping" in Weston-Super-Mare. I am pleased to report that the judges who attended were treated with the courtesy we would extend to any visiting judge. Both judges reported that the show seemed to be a success, that there were quite a few visitors and a great deal to view for everyone.

As I reported in the last edition a number of judges had passed upgrading tests and during the last three months a number of other judges have passed their tests. Although these were announced at General Assembly in September, a full judges list will be published in the 1999 Year Book again.

If any judge requires any stars for next year's showing season, if you wish to send in your request with your workload form, I will return the stars with your new size sheets in the New Year.

Colin Pannell  
Judges and Standards Committee  
c/o 9, Edwin Road,  
Hastings,  
Sussex  
TN35 5JT

Page 50

### 1999 SHOW DATES AND EVENTS

**Rule Codes:** A = A of A; FB = FBAS; FN = FNAS; FS = FSAS; U = US of A; Y = YAAS; B = BKKS; BK = BKA; I = International Goldfish Standards; N = NEFAS; C = CAGB

21.2.99	N. Area Gattish Group Convention
7.3.99	Eastleigh & District AS (FB)
13.3.99	KAAS (FB)
18.4.99	KAS (U)
25.4.99	Stroud AS (FB)
0.5.99	Corby AS (FB)
15/16.5.99	BKKS (B)
14/16.5.99	Grocklermania, Isle of Wight (FB)
16.5.99	Isle of Wight AS (FB)
6.6.99	Erith AS (FB)
13.6.99	Eracknell AS (FB)
19.6.99	Bristol Tropical AS (FB)
29.8.99	Tullock (U)
20.9.99	Fair City (U)
17.10.99	KAS Auction (U)

#### NOTE TO SHOW SECRETARIES

The above dates are those available at the time of going to press. For the latest, most accurate dates and venue information (and trophy allocations where applicable), please refer to the Currentity Supplement issued by the FBAS giving details of shows around the country. The Show Supplement is available, price 50p post paid from:

#### SHOW INFORMATION

Dept. FW, 22, Flamsted Avenue, Wembley, Middlesex HA9 6DL  
In order to provide the most complete service to all Societies, please communicate your show information to the same address.

**STOP PRESS:** At the "British Aquarist Festival" in October the Editor kidnapped the inimitable Targuin Kisser and he is currently writing an article for the Spring 1999 issue.

#### Life with 'Goldie' by Mac



One of the best things about Christmas...

is trying to guess what's inside the cracker!

Page 51





3rd & 4th Egan with Joe Nethersell

3rd & 4th C. McMillan with Joe Nethersell

**DIAMOND SUPREME WINNERS 1998**



1st A. Fioragosa with Joe Nethersell



4th B. Ryan with Joe Nethersell

5th C. Ryan with Joe Nethersell