



FEDERATION OF BRITISH AQUATIC SOCIETIES

# BULLETIN

Winter 2013

[www.fbas.co.uk](http://www.fbas.co.uk)



SEASON'S GREETINGS  
to  
FISHKEEPERS EVERYWHERE

***NEWS, VIEWS & ARTICLES***  
***By FISHKEEPERS***  
***for FISHKEEPERS***





Created by experts to bring out the best in your fish



Superior to flakes

Excellent fish condition

Two formulas in one

Better water quality

Fish prefer Crisps!



The health and condition of your fish directly depends on the diet you choose for them. That's why Tetra's industry-leading research laboratories developed TetraPro Crisps, to overcome the drawbacks of flake foods. Produced at a lower temperature, and using a completely different production process, TetraPro offers better nutrition for unrivalled health and condition. It also results in less waste production, for improved water quality and clarity. The two-colour process used to make TetraPro also allows the introduction of two formulas into one food, for concentrated benefits on top of a complete, balanced diet. What's more, fish prefer Crisps to flakes, meaning they get a diet they love, as well as one that keeps them in great shape.





# **BULLETIN**

## **December 2013**

### **Contents**

<b>EDITORIAL</b>	<b>4</b>
<b>FLUVAL FISH NUTRITION</b>	<b>5</b>
<b>OBITUARIES</b>	<b>9</b>
<b>OUT &amp; ABOUT: AQUA 2013</b>	<b>13</b>
<b>TOP MARKS FOR FISHSCIENCE</b>	<b>16</b>
<b>IS IT A SHIP? IS IT A PLANE?</b>	<b>17</b>
<b>FESTIVAL OF FISHKEEPING MEMORIES &amp; RESULTS</b>	<b>22</b>
<b>POND JOBS</b>	<b>36</b>
<b>KNOW YOUR FISH – <i>Semaprochilodus insignis</i></b>	<b>37</b>
<b>FISH HOUSE DIARY</b>	<b>38</b>
<b>ASK US</b>	<b>40</b>
<b>THE GREEN CORNER – ALGAE, FRIEND OR FOE?</b>	<b>41</b>
<b>LARGEST FRESHWATER FISH?</b>	<b>43</b>
<b>SHOWS &amp; EVENTS</b>	<b>44</b>

**Cover photo: 2014 FBAS SUPREME CHAMPION**  
*Aulonacara jacobfreibergi*

*Opinions expressed in any article remain those of the author  
and are not necessarily endorsed by this publication*

**Produced for FBAS website by Dick Mills**



[www.fbas.co.uk](http://www.fbas.co.uk)

## EDITORIAL

It's been one of those years with the 'downs' out-numbering the 'ups.'

The big success of 2013 was the Festival of Fishkeeping. After initial concerns, as to whether it would survive a transfer to a new venue, the consensus showed whole-hearted approval. People were struck by the friendliness of it all and the lack of on-site accommodation was hardly mentioned.

However, the year was tinged with sadness as we lost several well-known figures – Vic Higgs and Bob Esson from Hounslow, Syd Fewtrell from Reigate & Redhill, Tom Glass, latterly of Hendon, Bill Rundle from Plymouth and, only this week, Colin Richards from Sudbury. All of these gentlemen played more than an average part in making our hobby what it is has become and we salute their contributions. No wonder we look forward to 2014 with some trepidation.

The underlying worry is apparent lack of 'management replenishment.' Any diminishment of the 'top team' through health worries will bring severe consequences for the smooth running of the organisation and we must encourage others to come forward to take up the baton.

Plans for the New Year include making FBAS membership available to individuals, notwithstanding all the implications. The website will also be undergoing a radical change to accommodate this new development.

'Seasons Greetings' to everyone in fishkeeping, wherever you are.

**Malcolm Goss,**  
**25 The Gowers, Chestnut Lane, Amersham,**  
**Buckinghamshire HP6 6ER**  
tel: 01494 722786 e-mail: [malcolmgoss@tiscali.co.uk](mailto:malcolmgoss@tiscali.co.uk)

UP TO THE  
NEXT LEVEL

# FLUVAL TAKES FISH NUTRITION

by LES HOLLIDAY

The Hagen Fluval brand has been a dominant feature of the aquatic scene since its first introduction back in 1975. An endless range of innovative Fluval products have since been developed from filtration to heating and aquariums to water care in order to adapt to consumers' changing needs whilst setting the bar in terms of quality, style and functionality.

The latest development to come from Fluval follows the same innovative approach, allowing an exciting new range of complete, balanced fish foods to be created that have been specially produced using top quality, pure, fresh ingredients from the best natural sources. To ensure this, Fluval nutritional experts have extensively travelled the globe to be able to source the most reputable and reliable suppliers and enable high quality nutrition to be offered that far exceeds industry standards.



From the pristine cold waters of Norway and Iceland superior wild-caught protein sources such as Herring and Krill are harvested. For the Vegetable formula, *Spirulina pacifica* is included from Hawaii, an area which is world-renowned for the best quality *Spirulina* protein available. Other high value protein sources come from

equally rich areas such as Atlantic Ocean and Arctic Sea.

Such premium proteins are an essential ingredient, not only providing vigour and growth for your fish but also help to fortify a greater immune system for increased protection. It's little wonder, therefore, that these proteins feature as the most important component of all Fluval food formulations and up to 44% crude protein can be included.



Vitamins and minerals are further regarded an essential dietary requirement and Fluval includes a complete, balanced mix of choice nutrient-rich vitamins and minerals to help improve digestion, fertility, eyesight, immune and nervous system defence, bone structure and overall growth. All Fluval formulas are also rich in Omega 3 and 6, derived from quality salmon oil, which provides essential fatty acids to help maintain skin and fin condition and offer added protection from de-pigmentation as well as the harmful effects of cuts and scrapes. Not surprisingly, unlike many other fish foods available on the market today, Fluval foods don't include artificial colourings. All Fluval food formulations are only natural coloured due to the wholesome ingredients included.

A more recent discovery has been the benefits of highly nutritious Kelp, a rich source of Omega 3 as well as polyunsaturated fatty acids, proteins and complex carbohydrates. Valued as almost a complete diet, this rich food source is included in all Fluval food formulations and to ensure ocean stocks are managed in a sustainable manner, considerable measures have been taken to ensure harvesting is undertaken in an ecologically responsible way.

Look out for these new specially formulated fish foods which will soon be available in a whole variety of types both in flake and sinking pellet form based upon staple and specialised diet formulations.



Staple foods such as Tropical flakes and pellets contain high levels

of Atlantic Herring and Norwegian Krill to enhance fish colours and energy levels while also encouraging strong growth.

Ingredients include herring meal 38%, krill 25%, shrimp meal 5%, mussel meal 3% and dried kelp 3% plus potato meal, wheat flour, dried garlic, soy flour, turmeric powder and crushed insects.

This gives a guaranteed analysis which includes a minimum crude protein content of 44%, crude fat minimum of 6% and crude fibre max of 4% together with optimal levels of calcium (minimum 1.5%), phosphorous (minimum 1%) and vitamins A, C, D3 and E.



Fluval's Goldfish Food is formulated to meet the nutritional needs of goldfish, Koi and other coldwater species and includes ideal levels of the proteins required by these coldwater fish types plus ingredients such as Norwegian Krill to ensure maximum colour enhancement.

The full range of ingredients is composed of herring meal 18.9%, krill 17%, shrimp meal 10.5%, dried kelp, plus wheat, oat flour, potato meal, soy flour, dried garlic, fish oil, turmeric powder, dried yeast and crushed insects. The guaranteed analysis promises 30% minimum crude protein, crude fat minimum of 6% and a maximum fibre content of 4% all fortified with calcium (minimum 1.5%) phosphorus (minimum of 1%) and vitamins A, C, D3 and E.



Other specialised formulations include Cichlid Food which is high in proteins and enriched with earthworm meal to foster strong breeding instincts. Protein content is derived mainly from Atlantic Herring 21.6%, Norwegian Krill 18%, Atlantic shrimp meal 15% and Green Mussel meat 3% plus earthworm meal, fish oil and soy flour balanced with potato meal, dried yeast, dried garlic. As with all Fluval food formulations calcium, phosphorus and vitamins A, C, D3 and E are guaranteed to be included at optimal levels.



Fluval Colour Enhancing Food incorporates a higher percentage of Norwegian Krill to effectively bring out your fish's natural colour, while providing increased palatability. Suitable as a complete form of nutrition for all tropical fish and particularly useful for small species the natural colour enhancing formula encourages vibrant colours plus health and vitality. Ingredients include krill 25%, herring meal 22% and shrimp meal 15% plus wheat, potato meal, dried garlic, soy flour, fish oil, dried yeast and crushed insects.



A very useful speciality food aimed foremost at feeding fish normally confined to a herbivorous diet is the Fluvial Vegetable food. Formulated using *Spirulina pacificia* and 4 types of vegetables it is found that whilst it forms an excellent diet for herbivores it also makes a good supplementary food for carnivores and omnivores of both marine and freshwater tropical fish.

*Spirulina* is highly nutritious and a powerful source of antioxidant-rich pigments, fatty acids, unique mucoproteins for skin and fin condition as well as vitamins and essential trace elements.

Ingredients are: dried *Spirulina* Algae 24%, herring meal 15%, krill 9%, shrimp meal 3% all supplemented with dried garlic, potato meal, wheat flour, wheat bran, plus dehydrated alfalfa, dried broccoli, dried cabbage and dried carrot. Traces of dried spinach, fish oil, dried yeast, flax seed oil and wheat germ meal are also present. Although the inclusion of animal protein is relatively low, the analysis shows crude protein to be a minimum of 35% with crude fat a minimum of 6% and crude fibre a maximum of 4%. This can be regarded a good result by comparison to some other herbivore diet foods.



The ingredients throughout the Fluvial range have been chosen for their high nutritional value, to make the foods extremely palatable, supply optimum health and bright vibrant colours. Many processed foods try to achieve similar goals but fall short because they contain large amounts of ash (indigestible products) and phosphorus which create more waste therefore, more pollution.

Fluvial foods are amongst the lowest foods tested for ash (maximum 10%) and phosphorous (minimal 1%) and therefore are easily digestible and create less waste.





## Bill Rundle

As FBAS President, it is fitting that I should lead the tributes to Bill, one of the most respected aquarists of our time.

Bill was a gentleman and a gentle man. Being a leading member of a Society makes certain demands of a person, and Bill more than adequately met these demands.

Bill was a contributor and, as a Federation Judge, Speaker and eventually its President he brought dignity, knowledge and friendship to everyone he encountered. Highly-qualified as an aquatic plant expert, he was sought out constantly by visitors to the Hampton Court Palace Flower Shows where he was a source of practical knowledge on the FBAS Information Stand. Year after year, returning visitors would come to say "Thanks, Bill" for his previous year's advice. Determination played a big part in Bill's life too, and there can't be many aquarists who haven't heard of Bill's quest for a certain flowering specimen of a tiny Duckweed!

He was equally proficient and determined as a fish breeder, relentlessly pursuing 'difficult' species until they acceded to his wishes.

Apart from aquatic subjects, there was only one other subject on which Bill would enthuse - railways. Mention 'Clun Castle' to Bill and he would be off reliving his record -breaking days as Fireman on the steam locomotive of that name.

Bill and his wife, Joyce, became synonymous with Plymouth Aquarist Society where Bill's skills as a professional printer came in handy for producing Magazines, Show Schedules, publicity flyers and the like.

Mutually supportive, every three months Bill and Joyce would make the long return journey up to London to attend Federation Assemblies or to the various venues for the weekend-long Festivals of Fishkeeping where, if not judging, Bill would probably be 'on duty' presenting the prizes.

Bill gave so much more to our lives than he took, and we will miss him dearly.

'Goodbye, Old Friend,' every time we see a Water-lily we will think of you.

# Bill Rundle

It was sad news to learn that Bill Rundle had passed away.

I first meet Bill at one of the Festivals of Fishkeeping at Weston Super Mare many years ago now. He was giving a talk on aquatic plants to a captivated audience, including myself with that distinctive West Country accent. I introduced myself and we became great friends ever since, not only sharing our knowledge on plants but the odd drink as well!

Bill with his wife Joyce always attended the FBAS Assemblies, travelling from Plymouth was a record breaking journey, with them often not getting home till very late in the evening.

Wherever the Federation put on a Display Stand at Garden Shows, Bill was there to give advice on any aquatic problem that people wanted answers to.

Gloria and I stayed at Bill and Joyce's home many times, these instances coinciding with me giving a talk to the Plymouth Aquarist Society. Their journal "Fishy News" was often passed on to me by Bill and over the years it's been great to re-print many of their members' articles for the Bulletin.

I will always remember Bill for the times we shared at Hampton Court Palace Flower Show and his favourite statement when people, intrigued by his West Country jargon, asked "Where do you come from?" he would reply "I am Cornish, but I married an English girl."

Bill you may be gone, but to all of us that knew you, never forgotten.

**Malcolm and Gloria Goss**

# Tom Glass

Thomas William Glass, or Tom as he was known, spent his first working years doing odd jobs on the local market, then Hammersmith Bus Garage and a chewing gum factory before finally going to work for National Cash Registers where he worked for 32 1/2 years.

The big love of Tom's life was fishkeeping. His first tropical fish tank sat on 2 bricks with 2 night lights underneath to heat the water. For those of you who saw Tom's final setup in later life, you will realise that this first attempt was a far cry from that. In 1953, the installation of electricity in Tom's flat meant that Tom's hobby just exploded at nuclear proportions.

I first met Tom in 1975 at the Hendon and District Aquarists Society along with notables such as Henry White, Keith Purbrick, Bernie Mould, Dave Allison and many others. Tom was highly regarded amongst the fishkeeping fraternity, having travelled all over the world with friends in Holland, Germany, Poland, America, and many other places.

I could talk all day about Tom and his fishkeeping exploits, although I must just mention that in 1966 Tom won the 'Best in Show' award for one of his fish and was featured in the local paper.

Sadly Tom developed Parkinson's disease and went to live in the Princess Louise Nursing Home in 2009, it was here that I finally met up with Tom a few weeks before he sadly passed away on 18th October 2013 aged 84.

God bless you Tom, my friend. **John Hayes**



## Colin Richards

Colin Richards, the Welsh 'expat,' was a member for many years of Sudbury A.S. and latterly Council Member and Vice-Chairman of the FBAS. Colin also doubled up as the delegate for Port Talbot A.S, which he adopted as his 'home' Club.

As a member of the Sudbury Trio – Laurie Brazier and Tony Taylor, were the other two – Colin was very much into the Open Show scene and was known all over the country by exhibitors.

An expert fish-housekeeper, Colin was famed for his prowess in raising live foods: ask him for Whiteworm and you'd get a tennis-ball sized lump! Probably his greatest claim to fame was when he was on the front cover of the September 1979 Aquarist and Pondkeeper magazine with Michael Fish following the Alexandra Palace Show.

Sadly, following his retirement from the FBAS Council, the advancing years began to take their toll and, as Colin could no longer drive, he became rather downhearted and his attendance at the Festivals of Fishkeeping fell away.

In recent times, he had been hospitalised, and all too soon he has us mourning his loss.

### **Dick Mills**

I first met Colin on the Open Show circuit in the early seventies when there were approximately ten Welsh Societies staging Open Shows – being pre sat-nav days, I often wondered how a “Londoner” navigated around the Welsh valleys with such apparent ease - only much later did he inform me that he was born in Pontypridd!

He became a regular (sometimes accompanied by son Jeff and daughter Deborah) at most of the Welsh Shows and, unfortunately for us, was a very successful exhibitor and all too often the Best in Show Trophy headed back up the M4.

Colin always attended Port Talbot Open Show and would make a weekend of it – firstly calling on his family in South Wales – secondly to Swansea market for “laverbread” to take home before arriving in time to help set up the Open Show – it was only then that the now familiar practice of a night out after the Show, with other Societies’ members was established.

Colin wasn't only a top exhibitor, he represented Port Talbot A.S. as FBAS Delegate and rose to become Vice-Chairman and a highly respected Council Member – he also played a key part in the early years of the FBAS Festivals of Fishkeeping at Sand Bay.

It was both an honour and a privilege to have known, and be associated with, Colin and our thoughts and condolences are with Iris and the family at this sad time - Sleep well, my friend.

**John Egan, Port Talbot A.S..**



# OUT AND ABOUT WITH THE BULLETIN

## AQUA 2013

Aqua 2013 is a bi-annual aquatics and water gardening 'Trade Only' Show held at the Telford International Centre. It has become the largest aquatics only trade show in the UK and was held this year on 9-10<sup>th</sup> of October.

Four of us, Joe Nethersell, Dick Mills, Malcolm Goss and myself (Peter Anderson) visited the Show, to keep in touch with our sponsors and of course to see if there were any new products of interest to us hobbyists.

First impressions were very good, there were over 70 stands from a whole range of companies going from Aquamedics to Waterlife. All the well-known names were there, Hagen, Tetra, Aquarian, Interpet, JBL, King British and many others. Fish, plants, aquariums, treatments and all sorts of aquarium accessory wholesalers were on display. Ponds and water-features were also well represented. Being a trade only show there were also shop support traders, like shelving, display units and many more.


OATA (the Ornamental Aquatic Trade Association) were also there, they represent the interests of traders both to government and to us the consumer. Their website is well worth a visit [www.ornamentalfish.org](http://www.ornamentalfish.org).

Malcolm and I went one way, looking for anything unusual, Joe and Dick went off to see various sponsors.



TMC (Tropical Marine Centre) were offering a range of Optiwhite tanks and stands under the name "Signature." If you haven't seen Optiwhite glass it really is far superior to standard glass, but of course more expensive. UKAPS (the UK Aquatic Plant Society) use them for their tank displays.

Promin (a name from the past!) showed off their increased their range of foods. The one that I want to try is their granulated baby food, looks similar to their original food but a much finer grain size. It's a high protein food (53%) so should get fry growing well.



There was an LED strip light that Malcolm and I liked but not sure of a use YET, Sea Star *submersible* strip lights. They were demonstrating one placed end-on in a tank, working fine. They come in blue, red, white light or mixed and up to 1 metre long.

One use would be if you had a hood with a faulty built-in light unit, rather than buy a whole new hood you could fit this instead. It's waterproof, so fitting

should be easy. Could also just replace a standard fluorescent tube unit.

One last item, for the Koi keeper who wants the ultimate pump: a company called SIBO were showing Blue Eco Pumps.



Each pump comes with a controller to vary the speed of the pump electronically, by taking part of the A/C waveform out. This can reduce the power consumed. These are seriously powerful pumps, a range of seven pumps starting at 23 cubic mtrs/hr and up to 7mtr lift up to the largest giving 90 cubic mtrs/hr and up to a 22 mtr lift. The larger

controllers can also be programmed for up to 5 different speeds per day.

The Show is about dealer-buying but it was very interesting to see what was around and some of the newer items we could be seeing soon.

I look forward to the next show in 2015.

*Peter Anderson*

**NEWS**

**NEWS**

**NEWS**

**CLASSIFIED ADVERTISEMENTS**

The Bulletin is now taking Fully Aquatic Classified Advertisements

**MARCH EDITION 2013 ONWARDS**

Entries accepted only within the two weeks prior to the next Bulletin publishing date (coincidental with FBAS Assembly meetings), ie. the first weekend in March, June, September and December.

Entries will be **FREE** to members of affiliated FBAS Societies only.

All other advertisements priced at £5.00 per line and paid in advance.

Advertisements accepted at the Editor's discretion, whose decision will be final.

*The idea is to help members who have unwanted fish for sale, surplus, breeding stock or adult fish needing re-homing.*

*Along with live fish, aquatic items may be advertised but care should be taken with both live fish and aquatic items as the FBAS and Bulletin staff cannot accept take any responsibility for their condition.*

*It is hoped that both sellers and purchasers act in the true spirit of our hobby within their transactions.*



## **Top marks for FishScience aquarium foods**

Foods from FishScience Ltd were trialed by members of the Federation of British Aquatic Societies prior to being launched at the AQUA 2013 exhibition.

The foods, which included FishScience Tropical Flake, Tropical Granules and Goldfish Bites were used over a period of up to 2 months by experienced aquarists from the Federation. They were then asked to assess the food based on fish acceptance, colour enhancement, waste production and overall performance. The foods received an impressive 9.5 out of 10 for their overall performance.

Dr David Pool, who developed the FishScience range of foods, commented,

'The foods were developed to provide excellent nutrition for aquarium fish. Getting such superb scores from key members of the FBAS, people who really know about keeping top quality fish, is great news and demonstrates the high quality of the products'.

Further information on the FishScience range of foods is available from [www.fishscience.co.uk](http://www.fishscience.co.uk) . They are available from aquatic stores throughout the UK and Eire.





# Is it a Ship? Is it a Plane? No, it's an Aquarium!

Should you find yourself in Toronto, you can't fail to spot its tallest structure – the CN Tower, soaring an impressive 1,151 feet into the air. Now you can use this famous landmark to locate a brand-new attraction on this Lake Ontario shore-side city, as right at the very bottom of the Tower sits [Ripley's Aquarium of Canada](#).

This latest public aquarium only opened its doors in late October and represents of all that is modern in aquatic culture, conservation and technology – oh, it's great educational fun for kids too, with many hands-on things to occupy their time.



The entrance hall has large circular coldwater aquariums, and leads onto

a large balcony overlooking a lagoon and children's activity centre.

An astonishingly deep kelp lake is made all the more wonderful by the fact that the huge (20ft or more) lengths of swaying kelp growths are actually man-made, as you realise when you see them at moulded concrete root-level.



Three large Battfish cruise serenely past



In the now obligatory walk-through tunnel, you get up really close to species such as this Sawfish. One slightly-irritating feature is a frequently-sounding klaxon that warns the moving pavement is about to stop so that you can take photographs or simply marvel at the sights around you.



This little chap isn't too sure about the large Grouper being so close to him.

Elsewhere, several tanks are linked by, or have perspex 'through tubes' by which means the more adventurous children can almost get in with sharks above and below.



Touch tanks allow even more 'up-close and personal' contact.



I'm pretty sure that this is an animatronic Shark and not the real thing, although the kid is acting up courageously.



Wind the handle and summon up a tsunami!





For the younger child, there's plenty of opportunities to get wet, whilst you're learning.



The latest attractions at today's public aquarium are Jellyfish and Toronto had them a'plenty.



Naturally, there was an abundance of brilliantly furnished coral reef tanks, and again the furnishings were probably man-made rather than being natural.





Located on two floors, the filtration system (controlled by a large automated control room) brings home to the visitor just how much care (and expense) the management of such a fabulous aquarium must be involved.



Finally, having escaped the temptations of the Gift Shop, you emerge again at the lagoon where it all began – and it'd be a brave person who wouldn't admit to wanting to go around it all again.

**Ripley's Aquarium of Canada 288 Bremner Boulevard,  
Toronto ON M5V 3L9 [www.ripleyaquariums.com](http://www.ripleyaquariums.com)**







**2013 FBAS SUPREME CHAMPION - Allan Finnigan**



**2013 BRITISH OPEN  
S & S Brown**



**2103 SUPREME PAIRS  
Allan Finnigan**



**2013 SUPREME BREEDERS  
DJAY**



**2013 DIAMOND  
S & D Edwards**



**2013 BEST IN OPEN SHOW  
Keith Sollitt (Class R)**



**RESERVE IN OPEN SHOW  
Bradley Nortcliffe (Class B)**



**RESERVE IN OPEN SHOW  
S & S Brown (Class E)**



**SUPREME  
CHAMPIONSHIP FINALISTS  
DJAY, Clive Webster, Allan Finnigan**



**BOB ESSON MEMORIAL CUP  
FOR BEST GOLDFISH  
Ron Allum**



**2013 FURNISHED AQUARIUM**  
Dunstable A.S.



**2013 NANO AQUARIUM**  
Heather Gardner



**2013 NATIONAL SHOW LEAGUE**  
Allan Finnigan



**2013 ORGANISER'S TROPHY**  
Allan Finnigan



**2013 CHAIRMAN'S TROPHY**  
Glenys Cambridge



**BRONZE BROOCH**  
Heather Gardner



**GOLD BROOCH**  
Allan Finnigan



**GOLD BROOCH**  
Jack Finnigan



# UK DISCUS CLUB SHOW RESULTS



## GRAND CHAMPION

Tank 44 Clive Brampton

### STRIPED

- |                 |         |                   |
|-----------------|---------|-------------------|
| 1 <sup>st</sup> | tank 44 | Clive Brampton    |
| 2 <sup>nd</sup> | tank 18 | Joe Chambers      |
| 3 <sup>rd</sup> | tank 25 | <u>I.P.Discus</u> |

### OPEN

- |                 |         |                |
|-----------------|---------|----------------|
| 1 <sup>st</sup> | tank 38 | Clive Brampton |
| 2 <sup>nd</sup> | tank 45 | Clive Brampton |
| 3 <sup>rd</sup> | tank 40 | Clive Brampton |

### SOLID BLUE

- |                 |                |                |
|-----------------|----------------|----------------|
| 1 <sup>st</sup> | tank 21        | Neil Kelly     |
| 2 <sup>nd</sup> | tank 49        | Clive Brampton |
| 3 <sup>rd</sup> | <u>tank 46</u> | Clive Brampton |

### SOLID RED

- |                 |         |                   |
|-----------------|---------|-------------------|
| 1 <sup>st</sup> | tank 27 | <u>I.P.Discus</u> |
| 2 <sup>nd</sup> | tank 26 | <u>I.P.Discus</u> |
| 3 <sup>rd</sup> | tank 19 | Joe Chambers      |

# UK DISCUS CLUB SHOW RESULTS

## SPOTTED

- 1<sup>st</sup> tank 33 NA Discus  
2<sup>nd</sup> tank 16 Joe Chambers  
3<sup>rd</sup> tank 56 Shawn Johnston

## WILD

- 1<sup>st</sup> tank 35 NA Discus  
2<sup>nd</sup> tank 66 Neervan Thandrayen  
3<sup>rd</sup> tank 37 R.T.Discus

## HOBBYIST AWARD

Tank 18 Joe Chambers

## PEOPLE'S CHOICE

- 1<sup>st</sup> Tank 58 Corban Discus  
Runners Up: Joe Chambers, Sarah Malone, Mark Evendon

MICK MINNS AWARD - Pete Daniels

## JUDGES

Tony Vaughan, Ireland, Cuneyt Birol, Turkey  
Kaj Peterson, Sweden, Mick Minns, UK





# BRITISH OPEN CHAMPIONSHIP

JUDGE: PETER W. COTTLE

"These fish are a credit to their owners, a difficult Class to judge"

1	NAME	NO	ENTRY	POINTS	PLACE	JUDGES REMARKS
15	K SOLLITT	1	PUNTIUS MANIPURENSIS	79		Not Deporting
16	S&D EDWARDS	2	APISTOGRAMMA AGASSIZII			NO ENTRY
17	S&D EDWARDS	3	SAWBWA RESPLENDENS	82		
18	J SMITH	4	XIPHOPHORUS MACULATUS	82		
19	R CHAPMAN	5	PHALLICHTHYS AMATES	77		Not Deporting
20	R CHAPMAN	6	PSEUDOMUGIL GERTRUDAE	82		
21	R CHAPMAN	7	APHANIUS DANFORDI	85	4	
22	R CHAPMAN	8	PSEUDOCRENILABRUS NICHOLSI			NO ENTRY
23	P&J DEAN	9	XIPHOPHORUS VARIATUS	80		Marks on Dorsal & Eyes
24	DJAY	10	PHALLICHTHYS AMATES	82		
25	DJAY	11	PHALLICHTHYS FAIRWEATHERI	83	6	
26	S&S BROWN	12	PUNTIUS PADAMYA	82		Department
27	S&S BROWN	13	LEPTOBOTIA TAENIOPS	82		
28	S & D EDWARDS	14	SARCOHELICHTHYS SINENSIS SINENSIS	81	2	
29	S&S BROWN	15	CTENOPOMA KINGSLIYAE	88	1	
30	A FINNEGAN	16	PUNTIUS TITTEYA	81		
31	A FINNEGAN	17	NEOLAMPROLGUS CAUDOPUNCTATUS			NO ENTRY
32	A FINNEGAN	18	XIPHOPHORUS MILLERI	79		
33	A FINNEGAN	19	CORYDORAS GOMEZI	77		Anal fin
34	A FINNEGAN	20	VAILLANTELLA MAASSI	86	3	
35	A FINNEGAN	21	XIPHOPHORUS MAYAE	81		Department
36	A FINNEGAN	22	AULONOCARA JACOBFREIBERGI	82		Caudal
37	A FINNEGAN	23	AULONOCARA HANSBAENSCHI	82		
38	A FINNEGAN	24	CTENOPOMA ACUTIROSTRAE	80		Caudal Split
39	H GARDNER	25	PANGIO KHULI	81		
40	A FINNEGAN	26	LEPORACANTHICUS GALAXIS WHITE SPOT	81		Tank Bottom
41	A NORTHCLIFFE	27	PROTOPTERUS ANNECTENS	80		Nicks in Dorsal
42	S SMITH	28	VIEGA GODMANNI	82		
43	A FINNEGAN	29	PLATYSTACUS COTYLEPHORUS	82		
44	S&D EDWARDS	30	CICHLASOMA BOCOURTI	84	5	
45	S&D EDWARDS	31	CTENOPOMA ACUTIROSTRAE	82		Department
61						

# SUPREME PAIRS SCORES

JUDGE: KEITH COCKER

NAME	No	EXHIBIT	TANK	POINTS	PLACE
T HEWITT	1	GIRARDINUS METALICUS	07X04	78	
T HEWITT	2	ZOOGONETICUS TEQUILA	07X04	79	
T HEWITT	3	GAMBUSIA PUNCTICULATA	07X04	77	
T HEWITT	4	ILYODON ZANTUSI	11X08	80	
T HEWITT	5	PHALLICHTHYS FAIRWEATHERI	07X04	82	
P&J DEAN	6	NANNOSTOMUS BECKFORDI	08x06	81	
P&J DEAN	7	XIPHOPHORUS VARIATUS	08x06	82	
P&J DEAN	8	ZOOGONETICUS TEQUILA	08x06	82	
R ALLUM	9	POECILIA SALVATORIS	09X04	74	
R ALLUM	10	PELVICACHROMIS PULCHER	10X05	76	
K SOLLITT	11	SAWBWA RESPLENDENS	10X08	76	
C BIRD	12	TRICHOGASTER CHUNA	08x06	73	
C BIRD	13	NOT ENTERED			
J SMITH	14	XIPHOPHORUS MACULATUS	08x06	83	
R CHAPMAN	15	PHALLICHTHYS AMATES	07X04	82	
R CHAPMAN	16	NANNOSTOMUS MARGINATUS	06X04	80	
R CHAPMAN	17	ORYZIAS WOWORAE	06X04	79	
R CHAPMAN	18	PHALLICHTHYS AMATES PITTERI	07X04	79	
R CHAPMAN	19	TANICHTHYS ALBONUBES	06X04	77	
DJAY	20	PHALLICHTHYS AMATES	07X04	83	
DJAY	21	PHALLICHTHYS FAIRWEATHERI	07X04	83	
DJAY	22	NEOHETERANRIA ELEGANS	05X05	73	
DJAY	23	MOGURNDA ADSPERSA	12X08	83	
S & S BROWN	24	LIMIA PERUGIAE	07X04	85	5
S & S BROWN	25	SERPENTICOBITIS OCTOZONA	07X04	82	
S & S BROWN	26	MICRONEMACHEILUS CRUCIATUS	06X04	86	2
A BEST	27	TRICHOGASTER TRICHOPTERUS (GOLD)	10x08	76	
J FINNEGAN	28	POECILIA BUTLERI	08x06	86	4
A FINNEGAN	29	PANGIO MUREAMFORMIS	06X04	86	
A FINNEGAN	30	NOT ENTERED			
A FINNEGAN	31	PUNTIUS TITTEYA	04X04	82	
A FINNEGAN	32	NOTHOBANCHIUS RACHOVII	08x06	81	
A FINNEGAN	33	NEOLAMPROLOGUS CAUDOPUNCTATUS	12X08	84	6
A FINNEGAN	34	CYPRINELLA LUTRENSIS	10X08	80	
A FINNEGAN	35	NOT ENTERED			
A FINNEGAN	36	DANIO NIGROFASCIATUS	04X04	79	
A FINNEGAN	37	NOT ENTERED			
A FINNEGAN	38	NANNOSTOMUS MARGINATUS	04X04	80	
A FINNEGAN	39	MICRONEMACHEILUS CRUCIATUS	06X04	83	
A FINNEGAN	40	INDOSTOMUS PARADOXUS	04X04	87	3
A FINNEGAN	41	YASUHIKOTAKIA SIDTHIMUNKI	08x06	89	1
A FINNEGAN	42	DANIONELLA TRANSLUCIDA	04X04	83	



# SUPREME BREEDERS SCORES

JUDGE: DAVE NICE

NAME	No	EXHIBIT	D.O.B	POINTS	PLACE
T HEWITT	1	GAMBUSIA PUNCTICULATA	15/01/2013	77	
P&J DEAN	2	XIPHOPHORUS VARIATUS	21/01/2013	NO ENTRY	
P&J DEAN	3	CORYDORAS ANEUS	20/06/2013	NO ENTRY	
R ALLUM	4	POECILIA MEXICANA	27/01/2013	72	
C WALKER	5	POECILIA WINGEI	10/03/2013	76	
C WALKER	6	ILYODON WHITEI	11/03/2013	74	
P QUESTED	7	Ps ESTHERAE	30/11/2012	78	
P QUESTED	8	LABIDOCROMIS CAERULEUS (WHITE)	11/04/2013	75	
P QUESTED	9	NEON SWORDTAILS	08/04/2013	71	
R CHAPMAN	10	BETTA FALX	25/02/2013	72	
R CHAPMAN	11	PHALLICHTHYS AMATES	28/07/2012	79	
R CHAPMAN	12	ORYZ. WOWORAE	24/07/2012	78	
A NORTHCLIFFE	13	CORYDORAS TRILINEATUS	15/10/2012	78	
DJAY	14	BARBUS FASCIOLATUS	08/02/2013	79	
DJAY	15	PUNTIUS PADMAYA	15/03/2013	78	
DJAY	16	XIPHOPHORUS HELLERI GEUNTHERI	23/01/2013	NO ENTRY	
DJAY	17	NANNOSTOMUS BECKFORDI	27/02/2013	76	
DJAY	18	DANIO TINWINI	01/01/2013	75	
DJAY	19	CORYDORAS CONCOLOR	12/02/2013	77	
DJAY	20	XIPHOPHORUS MULTILINEATUS	18/04/2013	77	
DJAY	21	SKIFFIA BILINEATA	21/04/2013	73	
DJAY	22	NEOLAMPROLOGUS LELOUPI	28/02/2013	77	
DJAY	23	NEOLAMPROLOGUS CAUDOPUNCTATUS	13/03/2013	78	
DJAY	24	XIPHOPHORUS CORTEZI	07/04/2013	76	
DJAY	25	XIPHOPHORUS VARIATUS	17/03/2013	75	
DJAY	26	SYNOODONTIS LUCIPINNIS	04/01/2013	85	1
DJAY	27	LIMIA MELANOGASTER	29/12/2012	79	
A FINNEGAN	28	PHALLICHTHYS TICO	25/02/2013	80	6
A FINNEGAN	29	XIPHOPHORUS MILLERI	01/04/2013	84	2
A FINNEGAN	30	NANNOSTOMUS MARGINATUS	18/03/2013	77	
A FINNEGAN	31	MICRONEMACHEILUS CRUCIATUS	01/10/2012	78	
A FINNEGAN	32	DANIONELLA TRANSLUCIDA	17/12/2012	81	5
A FINNEGAN	33	LIMIA MELANOGASTER	20/12/2012	79	
A FINNEGAN	34	NEOLAMPROLOGUS CAUDOPUNCTATUS	02/11/2012	82	4
A FINNEGAN	35	MIKROGEOPHAGUS ALTISPINOSSA	19/01/2013	74	
A FINNEGAN	36	NOTHOBRANCHIUS RACHOVII	04/04/2013	83	3
A FINNEGAN	37	PUNTIUS DENISONII	16/01/2013	79	
J FINNEGAN	38	LIMIA PERUGIAE	02/02/2013	76	
J FINNEGAN	39	ILYODON ZANTUSII	2/12/2012	79	

# SUPREME SCORES

## JUDGE: COLIN PANNELL

NAME	No	EXHIBIT	POINTS	PLACE	
R BALDOCK	1	HEMIGRAMMUS BLEHERI	79		
T HEWITT	2	GIRARDINUS METALLICUS	80		
T HEWITT	3	HYPHESSOBRYCON EYTHROSTIGMA	82		
K SOLLITT	4	BETTA SPLENDENS	78		
C WALKER	5	XIPHOPHORUS CORTEZI	84	5	Very nice good colour
P QUESTED	6	PUNTIUS LATERISTRIGA	74		
S&D EDWARDS	7	APISTOGRAMMA AGASSIZII	NO ENTRY		
S&D EDWARDS	8	NANNACARA ANOMALA	78		
S&D EDWARDS	9	NEOLAMPROLOGUS CAUDOPUNCTATUS	83		
S&D EDWARDS	10	SEWELLIA SP. 'SPOTTED'	80		
J SMITH	11	XIPHOPHORUS MACULATUS	78		
J SMITH	12	XIPHOPHORUS MACULATUS	79		
P&J DEAN	13	MIKROGEOPHAGUS ALTISPINOSUS	78		
P&J DEAN	14	XIPHOPHORUS VARIATUS	83		
R CHAPMAN	15	LIMIA PERUGIAE	79		
R CHAPMAN	16	DANIONELLA TRANSLUCIDA	NO ENTRY		
R CHAPMAN	17	PSEUDOMUGIL GERTRUDAE	83		
R CHAPMAN	18	NANNOSTOMUS MARGINATUS	83		
DJAY	19	ETHEOSTOMA CAERULEUM	79		
DJAY	20	RASBORA PATRICKYAPPI	81		
DJAY	21	SIMPSONICHTHYS MAGNIFICUS	83		
DJAY	22	SIMPSONICHTHYS FULMINATUS	85	5	Very good nice colour
DJAY	23	POECILIA RETICULATA	73		
S&S BROWN	24	LIMIA PERUGIAE	83		
S&S BROWN	25	LIMIA PERUGIAE	82		
S&S BROWN	26	CORYDORAS GERYI	77		
S&S BROWN	27	CORYDORAS PULCHER	76		
S&S BROWN	28	PARAOTOCINCLUCLUS JUMBO	78		
J FINNEGAN	29	POECILIA RETICULATA RED ROUNDTAIL	78		
J FINNEGAN	30	POECILIA RETICULATA RED ROUNDTAIL	80		
J FINNEGAN	31	POECILIA RETICULATA RED ROUNDTAIL	79		
J FINNEGAN	32	CHAPALICHTHYS PARDALIS	78		
J FINNEGAN	33	ILYODON XANTUSI	81		
A FINNEGAN	34	NEOHETERANDIA ELEGENS	82		
A FINNEGAN	35	DANIONELLA TRANSLUCIDA	81		
A FINNEGAN	36	BETTA ALBIMARGINATA	78		
A FINNEGAN	37	PUNTIUS TITTEYA	86	4	Very good nice colour
A FINNEGAN	38	NOTHOBRANCHIUS GUTHERI "ZANZIBAR"	83		
A FINNEGAN	39	NEOLAMPROLOGUS CAUDOPUNCTATUS	83		
A FINNEGAN	40	TELEOGRAMMA BRICHARDI	83		
A FINNEGAN	41	XIPHOPHORUS MILLLERI	83		
A FINNEGAN	42	NANNOSTOMUS MARGINATUS	83		
A FINNEGAN	43	VAILLANTELLA MAASSI	82		
A FINNEGAN	44	STIPHODON ORNATUS	82		
A FINNEGAN	45	YASUHIKOTAKIA SIDTHIMUNKI	88	2	Very nice good showing
A FINNEGAN	46	AKYSIS VESPA	83		
A FINNEGAN	47	LEPTOBOTIA TAENIOPS	81		
A FINNEGAN	48	XIPHOPHORUS MAYAE	18		
A BEST	49	PTEROPHYLUM SCALARE	77		
H GARDNER	50	MICRONEMACHEILUS CRUCIATUS	83		
H GARDNER	51	PANGIO OBLONGA (JAVANICUS)	78		
H GARDNER	52	TRIGONOSTIGMA ESPEI	78		
A FINNEGAN	53	PUNTIUS LINEATUS	78		
A FINNEGAN	54	PUNTIUS DENISONII	NO ENTRY		
A FINNEGAN	55	ABRAMITES HYPELONOTUS	83		
A FINNEGAN	56	AULONOCARA JALOBREIBERRI	89	1	Very nice excellent colour
A FINNEGAN	57	AULONOCARA HANSBAENSCHI	87	3	Very nice excellent colour
A FINNEGAN	58	ACARICHTHYS HECKELLII	82		
A FINNEGAN	59	CTENOPOMA ACUTIROSTRE	82		
A FINNEGAN	60	CTENOPOMA KINGSLEYAE	82		
A FINNEGAN	61	MASTACEMBELUS ELLIPSIFER	83		
A FINNEGAN	62	VIEJA FENESTRATA	83		
A FINNEGAN	63	CHANNA ASIATICA	83		
S&D EDWARDS	64	VEIJA MACULICAUDA	83		
A FINNEGAN	65	PLATYSTACUS COTYLEPHORUS	82		
S&D EDWARDS	66	CICHLASOMA BOCOURTI	83		
R HOGG	67	XIPHOPHORUS VARIATUS	81		















**THE DAY THE MAYOR CALLED IN**

# FESTIVAL SHOW LEAGUE 2013

## FINAL POSITIONS

1 <sup>st</sup> ALLAN FINNIGAN	506
2 ROY CHAPMAN	360
S & D EDWARDS	307
S & S BROWN	397
DJAY	264
JOHN EGAN	266
TERRY HEWITT	249
KEITH SOLLITT	236
RON BALDOCK	147
P & J DEAN	109
ALLAN BEST	106
JOHN BEST	104
PETER QUESTED	99
MIKE KIRKHAM	90
HEATHER GARDNER	67
CLIVE WALKER	63
RON ALLUM	45
ROY BRYAN	40
ERIC FRANKLIN	34
DAVE CLARKE	33
COLIN BIRD	32
RAY HOGG	26
ALAN NORTCLIFFE	25
A. CHANDLER	25
MARION ALLUM	21

RESULTS COLLATED FROM;

FESTIVAL A.S (2012)  
BORESLOW

MID-SUSSEX  
PORT TALBOT  
DJAY

SOUTHEND  
ASAS

BRACKNELL  
LEICESTER

MIDDLESEX

# Jobs you need to carry out on your Pond NOW!

Many pond keepers may well have carried out a full pond clean in autumn to get their pond fully maintained before winter sets in. Here the Bulletin outlines some very important maintenance last-minute jobs to do right now. They might just save a fish's life.

1. Remove all marginal plants and cut them back to 25mm above the surface of the growing medium. But before replacing on the pond's marginal shelf remove all excessive root growth that has outgrown the container with a saw or hacksaw blade.
2. If it is possible, remove Water-lilies from the pond - take care as they can be very heavy. Once out of the pond remove excessive root growth. Cut off all dead leaves and those that have turned colour and will die back. For those with lilies too heavy to remove, this will have to be done next time you carry out a full pond clean.  
Replace missing gravel that covers the growing soil. If you can get hold of some clay, after rolling it into a small ball, use a garden dibber make a hole and push the clay ball into it. This will act as a fertiliser.
3. With the Water-lilies out of the way, it's a good time to remove any other floating weed (Duckweed) etc.
4. Disconnect pipes from waterfall or fountain then connect a longer pipe And pump out about a third of pond's water. Add water treatment and top up pond to normal level.
5. Over winter, leave fountain disconnect, but leave waterfall running, this will help to stop ice forming when there are very low temperatures.
6. Remove all media from filter, only partly wash coarse substances for bacteria to continue. Wash sponges or, if very badly contaminated, replace with new ones.
7. Make sure any anti-Heron netting is secure. It may be a help to use chicken-run wire for the winter period as it will not blow off and will take the extra weight from falling leaves when they get wet.
8. Lastly, do not feed your fish in winter, they are not able to digest food when the water temperature drops from the end of October.  
If you are tempted, on a really sunny day, I would advise flake food only.





# KNOW YOUR FISH



## **Kissing Prochilodus - *Semaprochilodus insignis***

A native of Amazonia, this is a most striking fish, especially when seen in full adult size – this one in Chicago’s famous John G. Shedd Aquarium – looked well over the maximum of 35cms.

Often known, along with its close relatives, as a Flagtailed Characin, the ‘Kissing’ attribute appears to relate to the very similar lip-action used by the Kissing Gourami, *Helostoma* sp. A YouTube film shows a specimen arduously cleaning algae from the front glass of the aquarium, so the protrudable lips have a definite specialised function.

Needless to say, vegetable matter is of vital importance for this species and Cucumber, Courgettes, and especially soft-leaved aquarium plants (!) are high on its favourite food list.

A large aquarium and relatively equal-sized tankmates seem advisable!



# THE FISHHOUSE DIARIES

## **9th Sept**

After returning from the FBAS Festival of Fishkeeping I had fish to put back in their tanks plus some plants - that needed time. My garage, as well as my fish-house, had tanks, rocks and buckets of gravel, that seemed to be everywhere!

## **10<sup>th</sup>-11th**

Still tidying up but normal service has now been resumed.

## **22nd Sept**

It's Sunday and it gives me more chance to carry out water-changes remove algae from the front glasses and remove any of the dreaded snails. Mostly I do this when siphoning water out while doing partial water changes by moving the hose quickly from one snail to the next. I try to suck up as many as I can this way. I have been checking all the fish keeping in mind what I may enter at Hounslow's forthcoming Closed Show.

## **8th Oct**

After getting my entries off to Dick Mills I get out my Show tanks and polish them up. When this is complete I place a label inside the tanks of the fish that are going into them so I don't have to think too much on the day.

## 13th Oct

Well the Show Day is here and I have 12 entries including, mini-furnished and an aquascape. Things did not go too bad, and receiving 10 awards was good.

Total entries by club members 72.

## 14th Oct

Like going to all Shows and taking fish, the fish-house looks as if a bomb has hit. So now not only do I have to clean the Show tanks before I put them away I have to tidy the tanks and make sure all the plants that I uprooted are back in place.

## 4th Nov

At the Festival of Fishkeeping, Practical Fishkeeping Magazine had a stand so I was able to pick up a free copy, dated April 2013 and inside was an article showing catfish fanatic Mats Petersson's fish-house. Without ever seeing or meet Mats it was nice to see his fish-house resembled mine.

This being the last of this feature on my fish-house I have included a couple of photos and you may well see a likeness "Who says fishy minds don't think alike?"



For those of you that also have a fish-house or fish room, please send us your photos so we can have a collection of them to print in the Bulletin.

# Ask Us

**Q:** I want to buy some new marine fish from my nearest Maidenhead Aquatics, but unfortunately my nearest outlet is about an hour and a half drive away, and if the traffic is bad or there are any motorway accidents it could be twice this long.

I was wondering how long is considered safe when transporting delicate marine species across country? I would hate to lose any fish on the way home, and want to make the journey as safe and comfortable as possible so as not to put extra stress on the fish.


Your advice would be much appreciated.  
Regards, Maggie – via email

**A:** All you need to do are two things: take a polystyrene box, cool-box (without the freezer blocks!) or any insulated bag with you to the aquatic store, and tell the dealer that your journey may be lengthy, although up to two hours is not an unduly long time.

The dealer will put some extra oxygen, and perhaps some stress-limiting additive, in the bag for the fish and by packing the bag in a heat-insulating box heat loss should be minimal. Being in the darkness of a box will also help to keep the fish calm, again protecting the fish against stress.

Once home, follow the usual procedures when introducing the new fish – subdued lighting, equalising water temperatures etc.

The area for  
aquatic plant-lovers



## ALGAE – FRIEND OR FOE ?

Over the years, like most aquarist I have had varied success in growing plants in the aquarium. I remember a well-known keeper of cichlids who remarked that "the only plant that grow in his cichlid tank was algae"

Though there is still an incomplete understanding of their biological system many aquarist inadvertently provide the ideal growing environment for these opportunistic plants. However some fish positively demand the presence of algae as a major part of their diet. Certain algae can act as an early warning that things are not quite right in their small biological system.

On a larger scale algal blooms in rivers, lakes and possible your local pond on the common are often linked to nitrate and phosphate. There are many species of algae:





Green  
(*Chlorophyta*)  
these vary greatly  
from unicellular  
forms in water to  
multicellular  
filaments attached  
to the substrate,

Blue (*Cyanophyta*)  
Forming a  
gelatinous blue  
green creeping  
mass of thousands

of cells with often having a characteristic "swampy" smell.

Red Algae are viewed as being very destructive. Red Algae forms densely growing threads that attach to the edges of plant leaves and grow and flourish over plant roots and stones.

Brown Sillicic Algae (*Diatomaceae*) forms diatoms that are very important part of the food chain. In the aquarium Brown Algae form a brown slime on the gravel and plant leaves and impart a brown tinge to the water.

Algae are, of course, plants in their own right and the dividing line between ornamental plant culture and algae growth is very narrow. In the well balanced system with good growth of aquarium plants algae is not a problem. High nitrates and phosphates in a system are indicated by the growth of algae. In an aquarium with good plant growth nitrate will measure very low at between 0-1 mg/litre.

Excessive amounts of aeration even though may be very desirable for the fish will bring about an increased growth of algae, more than is expectable on the front aquarium glass.

When there is organic matter in the water along with plants nutrients and an absence of high oxygen levels, the water will have a low redox value and plant growth will flourish once again. With high amounts of aeration high oxygen levels containing nutrients such as iron get converted into a form that plants cannot utilise. However for those who think of reducing filtration and aeration levels suddenly without checking the water's nitrate levels may well may add to high toxic within the aquarium having fatal results.

Some plants can utilise nitrate as a source of nitrogen but others such as *Cryptocorynes*, which live in nitrate-free water, have evolved the biochemistry to do the conversion, but they take into their tissues. This is thought to be a possible cause of *Cryptocoryne* species that rot away in our aquariums so, if excessive algae growth appears in your *Cryptocoryne* tank - be warned!

Insufficient light for the plants to grow giving low oxygen levels may also contribute to algae spreading to the plant leaves, rockwork and gravel. Some fish eat algae such as the Loricariidae family of catfish. *Epalzeorhynchus siamenses* is thought to eat beard algae. Mollies are well known for their algae eating habits. For me, chemicals can be a danger with different effects on different species of fish.

Remember, as we know algae is a plant and many chemicals can greatly reduce the growth of the plants you wish to see at their best, and this also happens when pond keepers try to eliminate algae/green water and the Water-lilies stop producing both new leaves and flowers.

So, is algae a friend or a foe?

**Richard Yellop (Plymouth Aquarist Society)**



**WE WISH ALL READERS  
AND CONTRIBUTORS  
A VERY HAPPY CHRISTMAS  
AND  
A SUCCESSFUL NEW YEAR**



## Is this the LARGEST freshwater fish?

The June edition of the Bulletin featured an article on the smallest of fish, *Schindleria revipingus* - if it swam behind a pea you would not see it!

On the other hand, *Pangasianodon gigas* could well be the largest freshwater fish, growing to over 3 metres and weighing 300Kg. No wonder you will not find it in the FBAS size guide. It is no surprise that it is a Siluriformes (Catfish) of the Pangasiidae family.

This catfish is endemic to the Mekong basin. The Mekong River flows through Cambodia, Laos, Thailand and Vietnam stretching an estimated 4,150 km. It also has been fished from the Tonle Sap Lake and the Tonle Sap River. *P. gigas* are known to occur in the upper 2,000 km. of the Mekong River and has been grossly over-fished for many years. Since 2003 it has been classified as Critically Endangered (IUCN 2003). This species was abundant in the 1900s and it was first noticed by local fisherman in the 1970s that this fish was fast disappearing.

*Pangasianodon gigas* can live to up to 35 years, however a more realistic lifespan is 15 years and will grow to its maximum size in 6 years. It is worth noting that as this catfish grows and gets older it loses its barbels.

Adding to the over-fishing of this fish, deforestation plus a loss of migratory routes due to the constriction of dams additionally have had a negative impact as the fish travel upstream to spawn. The fish was first bred in captivity for the first time in 2001. Individuals artificially spawned the fish from wild caught parents and released into the Mekong back in 1985.

It's no surprise that this fish's claim to fame is recognized by the Guinness Book of Records as the Largest Freshwater Fish Species on Earth.

Edited: M. Goss


Photo: Midori Kobayakawa



# EVENTS DIARY 2014

(full details can be found on FBAS website [www.fbas.co.uk](http://www.fbas.co.uk) )

OASIS Auction	16/02/14
DERWENTSIDE A.S Show & Auction	09/03/14
NORTH EAST AQUATIC COMMUNITY SHOW & AUCTION	27/04/14
DJAY Open Show & Auction	23/03/14
MID-SUSSEX A.S. Open Show	13/04/14
RYEDALE A.S. Open Show and Auction	18/05/14
SOUTHEND, LEIGH & D.A.S. Open Show	24/05/14
STAMPS Open Show & Auction	01/06/14
HOUNSLOW & D.A.S. Open Show	14/06/14
TTAA Open Show & Auction	15/06/14
CORBY & D.A.S. Open Show	29/06/14
OASIS Auction	13/07/14
LEICESTER A.S.	03/08/14
NORTH EAST AQUATIC COMMUNITY AUCTION	24/08/14
TTAA Three-Rivers Championship Show & Auction	05/10/14
STAMPS Auction	26/10/14
OASIS	23/11/14



**USE THE FBAS  
WEBSITE TO  
DOWNLOAD FBAS  
EVENT NEWS**



**PUBLICATIONS, BULLETIN  
UPLOAD YOUR SOCIETY'S  
SHOW SCHEDULE!**

# FLUVAL<sup>®</sup>



THE WORLD'S MOST ADVANCED AQUARIUM FILTER

FIND OUT MORE AT  
[www.fluval-g.com](http://www.fluval-g.com)