



FEDERATION OF BRITISH AQUATIC SOCIETIES

autumn 2012

[www.fbas.co.uk](http://www.fbas.co.uk)

# BULLETIN



***NEWS, VIEWS & ARTICLES***  
***by FISHKEEPERS***  
***for FISHKEEPERS***



Created by experts to bring out the best in your fish



Superior to flakes

Excellent fish condition

Two formulas in one

Better water quality

Fish prefer Crisps!



The health and condition of your fish directly depends on the diet you choose for them. That's why Tetra's industry-leading research laboratories developed TetraPro Crisps, to overcome the drawbacks of flake foods. Produced at a lower temperature, and using a completely different production process, TetraPro offers better nutrition for unrivalled health and condition. It also results in less waste production, for improved water quality and clarity. The two-colour process used to make TetraPro also allows the introduction of two formulas into one food, for concentrated benefits on top of a complete, balanced diet. What's more, fish prefer Crisps to flakes, meaning they get a diet they love, as well as one that keeps them in great shape.





# FEDERATION OF BRITISH AQUATIC SOCIETIES



<b>EDITORIAL</b>	<b>4</b>
<b>DON'T TRY THIS AT HOME</b>	<b>5</b>
<b>PS</b>	<b>7</b>
<b>RED-EARED TERRAPINS</b>	<b>8</b>
<b>NEW LEICESTER SHOW FOR 2013</b>	<b>15</b>
<b>OUT &amp; ABOUT: HORNIMAN MUSEUM</b>	<b>16</b>
<b>DO MUM &amp; DAD KNOW BEST?</b>	<b>19</b>
<b>SOUTHERN COUNTIES CICHLID GROUP NEWS</b>	<b>23</b>
<b>ASK TELL US</b>	<b>24</b>
<b>KNOW YOUR FISH – <i>Puntius kuchingensis</i></b>	<b>26</b>
<b>THE GREEN CORNER</b>	<b>27</b>
<b>FESTIVAL COUNTDOWN</b>	<b>33</b>
<b>JOYCE RUNDLE</b>	<b>37</b>
<b>JOHN COWAN</b>	<b>38</b>
<b>DJAY SHOW</b>	<b>39</b>
<b>WE'RE ALL GOING ON A SUMMER HOLIDAY</b>	<b>41</b>
<b>TRAVEL IN STYLE</b>	<b>45</b>
<b>RE-DISCOVERING JACK DEMPSEY</b>	<b>46</b>
<b>THE INTERVIEW – JANET MILLS</b>	<b>48</b>
<b>CORYDORAS HAVE PREDATORS</b>	<b>50</b>
<b>SHOWS &amp; EVENTS</b>	<b>53</b>

*Opinions expressed in any article remain those of the author  
and are not necessarily endorsed by this publication*

**Produced for FBAS website by Dick Mills**



[www.fbas.co.uk](http://www.fbas.co.uk)

## EDITORIAL

Up to a few days ago, I was wondering whether I ought to start developing gills, such was the amount of water coming down!

However, it got me thinking also about just how adaptable both us and fishes are in coping with changes in the environment. We may not be able to swim away from problems as fish may be able to do, but at least we can turn on or off the heat as needed or even open a window to let some air in.

Just as we have to do as much as we can to provide our fish with what they need and so let them reward us with their beauty and diverse activities, so what we put into the hobby in general can also repay and benefit others.

It is with particular regrets that this issue carries news of the passing of two people well-known for their separate inputs into the hobby and whose efforts will be sorely missed, as will their presences at Fishkeeping events throughout the year. I suppose the old adage is true "You don't value what you've got, until it's gone." Well, we all knew what we'd got and we're just simply devastated at what we've lost.

On a happier front, we have 'Wedding bells' news and the promise of a new Open Show to add to the 2013 list, so it's not all bad.

**Malcolm Goss,**  
**25 The Gowers, Chestnut Lane, Amersham,**  
**Buckinghamshire HP6 6ER**  
tel: 01494 722786 e-mail: [malcolmgoss@tiscali.co.uk](mailto:malcolmgoss@tiscali.co.uk)

# Don't Try This At Home...

## DIY Goes Bad Sophia from New Zealand has a cautionary tale

This is really the story of when good intentions are not backed by good research, so I am writing this in hope that others will learn from my ignorance.

One Sunday afternoon I made a divider for my 25 litre Celestial Pearl Danio breeding tank using existing aquarium safe Perspex and then lined the edges with rubber seal. I bought the rubber off a roll from a reputable shop and, while it was not labelled 'food grade', I didn't think to ask if it would be safe. It doesn't matter now what I was trying to create but for those of you thinking 'what the heck was she up to?' I was trying to turn the tank into two sealed units without taking it down, drying it out and using silicone to affix the divider. I wanted it sealed so the fry could be stopped from roaming in with adults.

The next day I noticed the two fry had disappeared. At the time I didn't worry much as I have had mixed success with fry, though it did seem a coincidence. Some of the adults were also not hungry but as the others ate dinner I didn't give it too much thought.

On Tuesday afternoon I found that the two snails had moved right up to the waterline and the five fish were definitely sick. They were almost stationary except for an occasional flaring of the fins and they didn't move away when I looked in on them. One of them was floating about without much control of herself. It was as if they were extremely drunk or sedated. The first thing I did was remove the rubber and replaced about 40% of the water. The fish were in a breeding box with moss so I moved the airstone in there with them and swished the new water around very well. I thought that a 100% water change was probably what was required but as I was worried about shocking them further I did another 40% water change a couple of hours later, followed by a couple of 5 litre changes before I went to bed. By the end of the evening the fish seemed to have improved except for one fish which was certainly sick.

On Wednesday morning I changed another 5 litres out before I went to work. When I got home in the afternoon, three of the five fish were dead. Thinking that I would be doing the remaining fish a favour by giving them mature water, I moved them to the mature CPD tank in the house. On Thursday afternoon, the last two fish were still alive but had degenerated significantly so I euthanased them with clove oil and berated myself for not doing more research. I had killed my two best (or easiest to catch!) males and three females. In the next few days following, I removed all the water from the tank again, rinsed the filter wool in water from a different tank and added some carbon. The carbon was probably too little too late but I was being overly careful now.

After a week I added a healthy female fighter to help the filter get established again, and continued to observe the snails. They seemed to recover completely after about 10 days. On Jan 30<sup>th</sup> I found the smallest snail dead. As I write this I think the larger snail is also going to die as it has been slowing down again after a brief period of looking normal. As for the new inhabitant, the fighter fish is very happy and active and has been eating normally. I have taken this as a good sign and moved some new fish back in to start the breeding experiment again.

The consensus is that the toxins used to create rubber and keep it maintained leached into the water and caused the deaths. It's likely that by the time I realised the fish were sick, the damage were done. I suspect the creatures died of organ failure as they were breathing fine; their gills were not red at all. The fish that died first did not look sick at all and had all her colour, but the ones that lasted 5 days were quite yellow by the end.

In closing, my advice is this: when it comes to DIY do your research. Use only aquarium-safe, or food grade, products in the fish tank and, if in doubt, don't put anything in your tank that you aren't sure about.



**FEDERATION OF NEW ZEALAND  
AQUATIC SOCIETIES (INC.)**

FOUNDED 1953

ISSN 1173-8375

**NEW ZEALAND**

**AQUARIUM WORLD**

# PS to the previous article

## IT'S ALWAYS THE ONE'S WHO SHOULD KNOW BEST!

Some years ago, our Society was having its annual Open Show and one of our members was getting really excited about not only his entries but that they were going to be shown off to their best advantage in their new, tailor-made tanks.

Come the day, his tanks did indeed make a grand sight - all identical in shape, size and absolutely immaculate. Then came the downside: one by one his entries started dying and he was left frantically trying to net them out and put them into fresh water in a handy bucket order to save them.

What had gone wrong? He assured us that the water was the same as in their home tanks and that there was no sign of disease amongst the fish left back at home.

The only thing different was the new Show tanks, so carefully crafted. In the end, he admitted using 'kitchen sealant' from the local DIY chain, rather than specific aquarium sealant. He had forgotten (or chosen not to remember) that DIY sealants usually contain anti-fungal, anti-mould agents and it was this dangerous component that had killed his fish.

As one member rather cruelly remarked "How long have you been in the hobby, didn't you learn, or were you trying to save a few quid?"

This parable is also mirrored by those fishkeepers who make excellent tanks with marine ply, only to coat them with polyurethane marine varnish which contains anti-barnacle treatment!

Perhaps Confucius would have come up with another saying:

**'Cutting corners kills fish'**

# Red Eared Terrapins (Slider)

A lot of fish keepers are also interested in turtles, amphibians and reptiles. When Donna Moot, Turtle Rescue & Rehoming, started caring for all the homeless turtles after the Christchurch quakes, she realised just how many people obviously did not know the correct requirements to keep a healthy, happy turtle. Many came to her in poor condition, not because of the quakes but because they had been kept for several years in very poor, or incorrect conditions. She wrote the following, hoping it would help ensure people learned to provide the necessities for their pets. She regularly gives talks at Animal Expos and schools, teaching about proper turtle care.

## RED EARED TERRAPIN *Chrysemys scripta elegans*

**HABITAT:** From North America's northern states to Mexico. Usually in slow-moving streams, ponds and lakes. In America they sunbathe on the sides of ponds. As soon as danger nears they slide into the water. Hence their American name of Sliders. Here, they are often referred to as Red-eared Sliders (RES).



## DESCRIPTION:

Females up to 30cm, with a small tail. Males are smaller with a longer, fatter tail and long front toenails. Females can lay up to 15 eggs per clutch approx every 3 weeks during the breeding season, but NZ is too cold for the eggs to naturally hatch. NZ is over-run with unwanted RES so eggs are best left un-incubated.

A turtle's shell is made up of bone covered with a thin layer of skin, which gives the shell its colour. The outer layer of skin is called a scute, is shed once or twice a year and not as tough as it looks. Scutes are easily scratched by minor trauma or prolonged immersion in warm water.

Turtles slide off their basking area at high speed and the bigger the turtle, the harder it hits the water. In captivity they often land in shallow water, hitting a rock or tank bottom which can cause minute cracks in their scute.



Water gets into these cracks, leading to infection which is not visible under the scute and gradually spreads throughout the turtle. It's not unusual for it to take several years for the turtle to slowly die from the infection. This Ulcerative Shell Disease is preventable with the correct environment.


**TANK SIZE & BASKING AREA:** Don't be fooled, turtles grow rapidly and a baby needs a 1m tank and swimming space to stay strong and healthy. Adult males need a 1200 x 50 x 50cm tank minimum and females are better suited to a pond.

Don't have a 'lip' or 'edge' on the basking area as it causes injury. A ramp needs to be deep into the water so turtle can easily climb out to bask. A dry basking area is essential and floating docks are not appropriate for adult turtles. The water level **MUST** be right up to the basking platform to prevent injury as the turtles dive off.

Turtles need **40 litres** of water per 1cm of shell size plus an extra 15-20% for basking area. The larger the tank, the happier the turtle.

Also, aquarium stones in tanks are one of the biggest killers of captive turtles. They explore their world by taste and can easily swallow small aquarium stones leading to impaction and death. Any stones in your tank should be smaller than the turtle's head so they can't swallow them. Some smooth river rocks a few cm in size can provide interest for your turtle without the danger of them swallowing them. Plastic plants can be eaten but driftwood will provide interest, security, and a place for the turtle to scratch. Use ornaments without sharp edges.

**TANK  
SET-UP:**



Tank positioned near (not in) window for ease of access for cleaning.  
No direct sunlight to cause algae growth.  
No shingle - to ease cleaning and prevent intestinal blockage, prolapse and possible death.  
No rocks to cause injuries.  
Bark to scratch on and hide behind.  
No lids on tank to cause condensation/excessive humidity.  
Large basking area.  
Reptile UVB light with no cover to block UV light.  
Ordinary light bulb to provide warmth for turtles to bask and dry out.  
Basking area completely dry to prevent issues with the plastron occurring.  
Large external filter. This tank has 2 Fluvals.  
No carbon, ammonia remover etc added to filters.  
Pre-filter sponge to stop greens etc clogging up filter.  
Cuttlebone floating in water to provide source of calcium.  
Some form of 'greens' in the tank at all times for turtles to nibble on.  
(Water Lily, Fancy Lettuce, Oxygen Weed and Kumara Skin at this time).

Turtles....to add interest to the tank!

**WATER TEMPERATURE:** In the wild, the RES lives in deep water where, even in summer, it's always cool 30 - 60cm below the surface. Turtles are cold-blooded so regulate their temperature from their environment, moving between sunning area and the layers of warm and cool water. Warm water causes their scutes to swell and soften, like fingernails in a hot bath.

When they bask in the sun, their scutes dry and firm back up. If their water is too warm they can't bask for long because they're already hot. Their scutes can't dry out but continue to swell and soften leading to White Shell Disease. Warm water can also create a build-up of unshed scutes leading to deformity and irritation.



*Darcy, a very deformed turtle*

A temperature between 24° - 26°C is needed for a hatchling. After 1 year, slowly reduce (during summer only) to 20°C. At around 2 years (or over 12-15cm length), a healthy turtle won't need a heater in the summer but a temperature around 22°-24°C is recommended over winter. It can survive outside if properly hibernated in an appropriate pond area.

Change temperature slowly. If a turtle stops eating, or is too lethargic, it's too cold, so increase the temperature.



Prolonged temperature above 28°C can lead to rapid, excessive growth and associated organ damage of the turtle.

*bad ulcer*

**HUMIDITY:** Lids on tanks are a disaster as they cause a build up of condensation which can literally rot skin off the bone. If you need a protective cover, use a mesh with a gap of 1½ cm to allow UV in and condensation out. Solid lids look nice, but endanger the turtle's health. Cut holes through the lid to allow air exchange and prevent your turtle from suffering.

**LIGHTING OVER BASKING AREA:** If your UV bulb doesn't specify 'Reptile' then it's no use. Turtles spend half their lives basking in the sun to absorb warmth and UV. The UVB helps the turtle produce Vitamin D which it needs to absorb calcium, develop strong shells and function normally. They need a reptile light AND a heat source such as an ordinary 40 watt bulb 12 hrs daily. The heat source encourages them out of the water to dry their scutes. Use a timer for convenience. Position lights 25cm - 30cm away from the turtle and always over the basking area. Often turtles are kept in a warm tank with UV lights sitting on top of a glass lid; this filters out nearly all the UV rendering it a waste of time. Perspex also blocks UV rays. Always remove the plastic cover from the reptile light and NEVER sit your light on top of a glass lid. Sunlight streaming through a window onto your tank is NOT enough as the UV rays your turtle needs are blocked by the glass and also the water turns green.

**FILTERS:** Never underestimate how dirty turtles can be! Large, external filters can seem expensive, but are the best system to keep your tank clean. Always remove media like carbon from the filter. Only use some form of bio-balls and coarse sponge as filter media (filter wool is fine but clogs quickly). Ammonia removers, carbon etc quickly lose their ability to work effectively and begin to leach toxins back into the turtle tank which can lead to illness over time.

Change up to half your tank water weekly and all your water monthly. Internal filters need weekly cleaning with your water change. External filters should not need cleaning for up to 3 months or more, depending on size of tank, amount of turtles etc.



Place a 'pre-filter' sponge over the intake hose to decrease the waste matter going into your filter, eg, cable-tie a coarse sponge around the filter inlet and remove for cleaning frequently. This stops loads of bio-waste getting inside your filter. (NB: Some turtles will eat the sponge so you can't use it for those turtles.)

*note pre-filter sponge on uplift*

Remember that for every 'poo,' turtles do 5 times the amount in 'wee,' so change some of your water every week so they aren't drinking and swimming in their own urine.

**DIET:** Feeder fish (NB: Goldfish are considered to be too high in fat for turtles), earthworms, beef heart, snails, mealworms, crickets, aquatic plants, dry fish and turtle food pellets.

Feeding is one of the most important functions of a turtle owner! Think green! Turtles need 50% veggies/aquatic plants and 50% protein. Have plants/greens in the tank at all times. An all meat/pellet diet leads to shell deformities and organ damage. Apply 'tough love' to get your turtle eating greens. Always have a cuttlebone floating in your tank. Scrub it clean when it gets dirty.

**Hatchlings - feed daily. Adults - feed every 2nd day**

**Protein:** snails, worms, insects, pellets, finely chopped ox/chicken/lamb heart with ALL fat removed, fresh or dried fish, boiled chicken, whitebait, ready-made 'wet' turtle foods e.g. 'hot-house' turtle food. Use organ meat sparingly as part of a varied diet. Hot-house food is your best source of appropriate minerals, calcium and vitamins.

**Daily:** Oxygen Weed, Watercress and other aquatic plants.  
Fancy Lettuce varieties (NOT Iceberg), finely-chopped or peeled  
Carrot and carrot tops, Kumara peelings and flesh, Celery tops, Turnip  
leaves, Peas in the pod, Dandelion leaves, Potato peelings, Endive,  
Squash and Pumpkin.

**Feed only 3 monthly:** Tomato, Peas, Pear, Grapes, Strawberries,  
Melon, Mango, Mushrooms, Beans, boiled Yams.

**DON'T feed:** Cabbage, Spinach, Rhubarb, Beets, Celery, Broccoli, Mince,  
Dog food, raw Chicken, salty Fish, Brussel Sprouts or Avocado (Avocado is  
lethal for reptiles).

### **OUTSIDE ENVIRONMENT:**

A healthy 2 year old can live outside in a  
soft environment - either a natural clay-  
bottomed pond or pond liner over sand or  
carpet. DO NOT use concrete and avoid  
any rough rocks.

Have water 60cm deep for adult females  
and ensure there's nothing the turtle can  
bang into when it slides into the water.

Position your pond for maximum sunlight, as turtles need a sunny  
basking area with access to shade.

Artificial grass, logs, garden or lawn make a suitable basking area.

Use vermiculite or a mix of clay and loam or fine soil to provide a  
suitable egg laying place for your female.

For hibernation, have mud in the bottom of your pond, 46cm below the  
frost line, for them to burrow into. Don't attempt hibernation without finding  
out some information about how to go about it successfully first.



### **FENCING:**

Secure fencing is critical to prevent escapes. They can squeeze  
through small gaps, climb up netting and shrubbery, or dig their way out;  
particularly a female wanting to lay eggs. I've had turtles scale a 1 metre  
fence! Use smooth wood or large, natural boulders or plastic netting with  
an overhang at the top. Whatever you choose, remember other  
animals, children and burglars can also be an issue for your turtles  
outside so think carefully about where you want to position your pond.

**FIGHTING TURTLES:** In the wild turtles bask together, not for company, but  
because there is safety in numbers.



They can up and move ponds if there is any dispute between them. In a tank, the turtle has no choice regarding territory or space. It would be like us spending our lifetime in a bath with our siblings! Would you fight?

Reptiles have no need for companionship, and while they may happily share a tank when young, this is likely to change. They become territorial and can fight each other. It is always better to have one turtle that is happy than to give him a friend, only to risk fighting, injury and possible death.



### **Turtle Rescue and Rehoming.**

#### **Providing care for rehomed, neglected and abandoned turtles.**

- > Rehabilitation for sick or injured turtles.
- > Turtle 'vacations' while you are on holiday.
- > Information on turtle care in general.

For further information, contact Donna at:

[turtleinfo@paradise.net.nz](mailto:turtleinfo@paradise.net.nz) or <http://www.totallytanked.co.nz/turtle-rescue/>

Look up 'Turtle Rescue and Rehoming,' or 'Donna Moot's Turtles' pages on Facebook too.

### **Donna Moot**

Anyone consider fostering a turtle over winter perhaps?



FOUNDED 1953

FEDERATION OF NEW ZEALAND  
AQUATIC SOCIETIES (INC.)

ISSN 1173-8375

NEW ZEALAND

**AQUARIUM WORLD**

Quarterly

May 2012



*The*  
**LEICESTER AQUARIST SOCIETY**

Established 1934

*CHAIRMAN - ALAN FINNIGAN*

*LEICESTERAQUARISTSOCIETY@GMAIL.COM*

*SHOW SECRETARY - TIM EDWARDS*


**LEICESTER AQUARIST SOCIETY PRESENT  
THEIR OPEN SHOW, SUNDAY AUGUST 4TH  
2013.....OUR FIRST OPEN SHOW SINCE 1984!  
SHOW WILL BE RUN TO FBAS RULES AND WE  
WILL BE HAVING AN AUCTION. VENUE IS  
BRAUNSTONE WORKING MENS CLUB  
BRAUNSTONE CLOSE, LEICESTER LE3 2GE**

**1/2 Mile from Junction 21, M1**

**SCHEDULE TO FOLLOW EARLY 2013**



**CONTACT SHOW SECRETARY ON 01162865626  
FIND US ON FACEBOOK - LEICESTERAQUARISTSOCIETY**



**The Horniman Museum is located in Forest Hill, South East London, on the London Road, also known as the South Circular.**

Victorian Tea-trader Frederick John Horniman began collecting specimens and artifacts from around the world in the 1860's. Despite not leaving Britain until he was 60, Horniman amassed a significant collection starting from his first interest in natural history. Horniman's key mission was to bring the world to Forest Hill and to allow those that were unable to travel to see for themselves many aspects of natural history from around the world.

This desire led Horniman to open part of his family home, so the public could see what he had collected.

As the collection increased they outgrew the family home and in 1898 Horniman commissioned Art and Crafts architect of the Whitechapel Art Gallery, Charles Harrison Townsend to design a new Museum. The building had echoes of both Arts and Crafts along with Art Nouveau architectural styles and opened to the public in 1901. The building and surrounding land was given as a free gift to the people of London by Frederick Horniman forever and is not only thriving, but a new wing was opened by Tessa Jowell MP in 2002 with the help from Lottery Funding.

On the day I visited the Museum the sky was blue and full of sunshine. There are quite extensive gardens with views all over London, from Wembley Stadium in the north-west to the new London Bridge Shard building, the tallest in Europe.



Entrance to most aspects of the museum is free, except the Aquarium, the fee being £2.50 quite small in today's costs.



It's like no other public aquaria, if you are looking for those large, walk-through tanks with sharks, dogfish and the like then this is not for you. However many of the tanks have carved concave viewing areas from floor to ceiling.



Most memorable being the South American display with a variety of Cichlids and native plants including many species of *Echinodorus* in flower.



The display of marine fish with Sea-anemones and corals is a sight to remember.



Freshwater set ups, with running waterfalls and mango swamps, are backed up with plus plenty of information on hand.



Although this is a small public aquaria it is very interesting complete with tropical frogs that will make your visit a memorable one.



100 London Road,  
Forest Hill,  
London SE23 3PQ

Tel: 020 8699 1872 <http://www.horniman.ac.uk/>

If you have visited a public aquaria, maybe on holiday, a Zoo's botanical gardens or the like, send your article to me:

Malcolm Goss e-mail <mailto:malcolmgoss@tiscali.co.uk>





## DO MUM & DAD KNOW BEST?

Isn't it strange that you can be attracted to certain fish for many years and never actually get around to keeping them?

The Sheepshead Acara, *Laetacara* (*Aequidens*, when I first learned about them!) *curviceps*, was a cichlid I thought I'd like to keep but then it disappeared off my radar of wanted species for around 50 years. In the meantime, my cichlid experiences were limited to *Pelvicachromis pulcher* (*Pelmatochromis kribensis* then), *Mesonauta* (*Cichlasoma*!) *festiva*, *Nannacara* and *Pterophyllum*. You'll notice these are mostly reasonably-sized species and, to my eyes, not an ugly one amongst them.



Recently, I came across *Laetacara curviceps* and took the plunge. Incidentally, the generic name change is a step in the right direction for at least two reasons: firstly it accurately describes the visual appearance of the fish – the Latin word *Laetus* means 'happy' and the fish's facial markings accounts for its present common name of 'Smiling Acara'. This also

distances the fish from confusion with another 'Flag Cichlid'.

So, here I was with four *curviceps* who shared their well-planted 120 litre Juwel Lido aquarium with six *beckfordi* female Pencifish and five *Corydoras sterbai*. Absolutely no problems, they all got on well together and appeared to relish the dense planting and soft water conditions.

Then it seemed to me that, far from pairings taking place, all four *curviceps* were possibly males!

Sexual differences are very hard to tell as both males and females have pointed dorsal fins for a start; all my fish looked identically attired. I decided to get some more *curviceps* on the chance of obtaining females and this is where luck came into it.

At this year's FBAS Middlesex Show, I was acting as Show Secretary and Stuart Brown happened to enquire as to the whereabouts of the nearest aquatics dealer. I directed him to the local 'Maidenhead Aquatics' with the words "If you see any female *curviceps* let me know." To cut the story short, he returned to the Show with a couple of female fish for me, and I duly installed them into the aquarium.

Well, one of the established males must have thought his Birthday and Christmas had come all at once!

Almost overnight, four of the now six *curviceps* seemed banished to one side of the tank whilst of the other two there was no sign.



However, a few days later, the reason for their disappearance became all too clear – they'd been on their honeymoon, returning with about 100 young which they paraded about the tank defending the fry against any would be predators.

Now came the problem - what to do with the situation? How do you catch four from six and know you've left the real parents behind. Not too many problems in identifying them as they'd darkened their colours considerably, but how to protect the fry whilst attempting catching the fish in a heavily-planted tank?

After the fry had been free-swimming for about a week (hardly any had been eaten by the other fish, I decided to siphon out the bulk of them and rear them in a separate tank, using newly-hatched Brine Shrimp and all the usual first fry foods. So far, so good.

Unfortunately, I seemed to have been blessed with the stupidest batch of fry I've ever come across. They would watch food fall through the water (even jerking about Brine Shrimp) without any idea that it was edible and that they should eat it! For about two to three weeks I persevered with Brine Shrimp, Micro-worm, Sugar Eels etc and simply watched the numbers decrease. Eventually, when I was down to about ten, the penny seemed to drop and they began to feed. Not only did they feed but they developed a very strong pecking order with clearly one or two bullies amongst the survivors.



Meanwhile, back in the main tank, the honeymoon couple were at it again, spawning this time in open water on a Java Fern leaf.

This time I again siphoned out most of the fry after a few free-swimming days and gave them to Peter Anderson, a most proficient fishkeeper if ever there was one.

A few days later, he phoned to ask “Did your fry ever feed?” He was obviously having the same problem!

We discussed probable causes for the high incidence of deaths – my separate rearing tank had a small bunch of Java Moss plus a few sprigs of *Ambulia* for shelter, a simple sponge filter plus heater/stat. Following on from previously raising Angelfish fry separately in the same tank and conditions I was fairly meticulous about regular partial water changes too.

Peter had transferred his fry into an already existing ‘mature’ small tank containing gravel and a simple sponge filter.

We are both considering the importance of the presence of the parents in the fry's initial upbringing, but we assumed that as the fry were confident enough to follow their parents around a relatively large community aquarium they would have picked up the rudiments of feeding pretty early on. Reading comments on the Internet showed that other fishkeepers had experienced high mortalities in the early weeks too, with one report blaming over-zealous water changes. Whoops?

So, there you have it – is it nature or nurture? Does Mother Nature (or Mum and Dad) know best?

We may well soon know, as the happy pair have done it yet again, but this time I grabbed them together in a net whilst they were all parading about just by the front glass. Straight into a spare fully- furnished, mature (mucky!) tank, followed swiftly by siphoned out dozens of fry.

About the only thing I have learned from this experience with *curviceps* is how to identify the female of the true pair: after watching her lay the eggs on a leaf I noticed she has a much more elongated dark patch at the base of her dorsal fin.





## SOUTHERN COUNTIES 2 CICHLID GROUP

The 5<sup>th</sup> Group Meeting took place on Sunday 24<sup>th</sup> June 2012 at the house of Hanne and Peter Qusted, 32 Southfields, East Molesey, Surrey KT8 0BP, at 11am.

Unfortunately, only 7 Members attended as follows: Nick Bennett, Dave Brooks, Spike Collins, Ian Glaubes, Roger Sleet, Hanne and Peter Qusted. The low attendance was mainly due to sickness and Members having to work.

Roger Sleet brought up the subject of the British Cichlid Association, in conjunction with our Group, running an Auction and Guest Speaker(s) in 2013. This was agreeable with the Members present. It was thought that perhaps we could have this in March 2013. A search on the computer revealed that Mothering Sunday was the 10<sup>th</sup> of March and Easter Sunday the 31<sup>st</sup> of March 2013. Therefore, Sunday the 17<sup>th</sup> or 24<sup>th</sup> of March 2013 would be suitable, preferably the 17<sup>th</sup> of March.

The subject of where to hold this function was discussed and it was agreed we should look for a venue somewhere near the M25. To run this function, we would probably have to have a Committee and open a Bank Account. It was agreed this could be discussed more at the next Meeting.

Those attending stated they would look for a possible hall for the function. If anybody else reading this newsletter can suggest a place, it would be much appreciated.

The next BCA (British Cichlid Association) Convention and Auction is being held at Redditch on Sunday, 16<sup>th</sup> September 2012.

Various other topics were discussed among the Members and lunch was then served. Our next Meeting will be at the same venue on Sunday, 30<sup>th</sup> of September 2012 at 11.00 am. For catering purposes it would be appreciated if Hanne or I could be informed of those attending, either on email [phq32@ntlworld.com](mailto:phq32@ntlworld.com) or by telephone 0208 224 5574.

New members are always welcome. **Peter Qusted**

# ~~ASK~~ TELL US

Hello, I am not enquiring regards any problems but my goldfish of 15years Moby has just died.

I measured Moby is 15.5inches nose to the base of tail fin I will presume that he was even bigger than that but suffered a bad case of fin rot that I could not stop so he maybe even been 16inches plus.



I have included a picture with a tape measure underneath unfortunately Moby is on the table dead, so it's not a happy sight. I measured him around and he was 11inch and weighed 3lbs but that was on bathroom scales so it isn't accurate

Moby was kept in a fish tank not outside in a pond and I still have 3 left out of the original 12 I purchased back in 1997. The first one died I called him Nervous Harry he was 7 years old. Funny how most people I know can't keep them 2 weeks.

When Moby was a baby he had an infection on his dorsal fin and I used to take him out and put Methylene Blue on the infection with a cotton wool bud after a few weeks he started to eat and never stopped! I called him Moby because he turned all white





The pictures were taken only months before his death.

The tank is 15 inches wide and as you can see that the top part of his tail fin was a lot longer than the bottom so the estimate of 15.5" would not be far wrong. As you can see Moby had a very severe bout of fin rot.

I tried everything: water changes everyday, including putting Acriflavin on his tail, which did work the time before but, then he was still eating.

I tried Melafix and also Med Fin and Salt Baths but it just kept on spreading. I can only presume what I have read that the plastic plants must have severed his tail, leading to bacteria getting in.



Moby didn't eat the week before this fin rot started and, in total, Moby didn't eat for a month so, there must have been an internal issue of what I don't know. During Moby's last days he also suffered swim bladder problems and died within 16 hours of this happening.

The fish peeping through his tail is Lou - another one that's 15 years old and still going strong.

John

Editor's note: Thanks for sharing Moby's story with us John. At whatever level we keep fish we build up a bond between us and them and it's very difficult to have to say goodbye to them when the time comes.

# KNOW YOUR FISH



False Spanner Barb

*Puntius kuchingensis*

The true Spanner Barb, *P.lateristriga*, is an old established favourite that had dropped out of fashion in recent times. It was also known as the 'T Barb' in accordance with the idea that the markings on the flank resembled a 'T' laying on its side rather than a spanner – we call a spanner what the Americans call a wrench! The body colour is also a lot more pinkish than in this species, which features golden-orange colours on the gill covers and lower fins..

Seen at several Shows recently, this fish is found near to Kuching, Sarawak State in Borneo, hence its generic name reflecting its natural geographic location. Found in typical jungle streams containing leaf litter and *Cryptocoryne* plants, it grows to around 120mm. Females are less colourful and more fuller in the body than the males.

The usual well-planted aquarium, with well-filtered, well-oxygenated water is to be preferred. Reports indicate that whilst in nature, the pH range may be well below that of domestic aquariums, the fish will tolerate a range between pH5 and pH7.5 without any problems.

Naturally with such a large fish, its tankmates need to be chosen with care, although the fish in itself is not predatory.

# The area for aquatic plant-lovers

**Aquatic:** Noun: An organism that lives in, on, or near the water.

**Weed:** Noun: A wild plant growing where it is not wanted and in competition with cultivated plants.

**STOP !**

**DON'T TAKE LAKE WEED WITH YOU.**

CONTACT HORIZONS REGIONAL COUNCIL FOR MORE INFORMATION  
**ON 0508 446 749**

HORNWORT | EEL GRASS | EGERTIA

**PLEASE CLEAN YOUR BOAT, TRAILER OR SPORTS EQUIPMENT.**  
LAKE WEED SPREADS BY FRAGMENTS AND WILL DESTROY  
THE ECOLOGY OF LAKES.

**horizons**  
REGIONAL COUNCIL  
Shaping tomorrow's  
environment today

*Sign at the boat ramp of Wiritoa Lake in Wanganui.*

*The pictured plants are such a problem in this recreational lake that each year the Council spends thousands to keep it safe for use for boaties & swimmers.*

Like in gardens, waterways and wetland are in battle with weeds. These weeds compete with the natural flora and fauna and can compromise the balance of these habitats. Aquatic weeds not only endanger our natural environment, but they can be very costly to society due to the damage they can cause to recreational waterways, hydro electric stations and irrigation systems.

Very few waterways in NZ are free from introduced aquatic plants, and most of these plants have found their way into such waterways as hitch-hikers on boats, people and animals, and from intentional introductions.

To protect the future of our freshwater environments there has been some classifications put in place to try and prevent further spread and the control of existing aquatic weeds.



*Vallisneria* choking the water near the boat ramp in Wiritoa Lake

As fish and pond enthusiasts we are very likely to come across some of the plants that pose the biggest threats. Below is a list of plants and their current status as supplied by Dr John Clayton from NIWA (National Institute of Water and Atmosphere), the leading agency involved with the study of freshwater aquatic plants in NZ.

**Notifiable Organisms - a legal duty on all persons in NZ to inform MAF if any of these species are seen**

- Eichhornia crassipes* - Water Hyacinth
- Hydrilla verticillata* - Hydrilla
- Ludwigia peruviana* - Water Primrose
- Menyanthes trifoliata* - Bogbean
- Myriophyllum spicatum* -Eurasian Watermilfoil
- Najas guadalupensis* - Southern Naiad
- Najas marina* - Sawtooth
- Nuphar lutea* - Yellow Waterlily

*Phragmites australis* - Phragmites  
*Pistia stratiotes* - Water Lettuce  
*Potamogeton perfoliatus* - Clasped Pondweed  
*Sagittaria montevidensis* - Arrowhead  
*Sagittaria sagittifolia* (wetland/ponds)  
*Salvinia molesta* - Salvinia, Kariba Weed  
*Sorghum halepense* - Johnson Grass  
*Sparganium erectum* - Burr Reed  
*Stratiotes aloides* - Water Soldier  
*Trapa natans* - Water Chestnut  
*Typha domingensis*  
*Typha latifolia* - Great Reedmace  
*Vallisneria gigantea* - Eelgrass  
*Zizania latifolia* - Manchurian Wild Rice

**National Interest Pests Response (NIPR) -  
established pests selected for Eradication from NZ**

*Eichhornia crassipes* - Water Hyacinth  
*Phragmites australis* - Phragmites (wetland/ponds)  
*Hydrilla verticillata* - Hydrilla  
*Ceratophyllum demersum* - Hornwort (South Island only)  
*Zizania latifolia* - Manchurian Wild Rice (wetland/ponds)

**National Pest Plant Accord (NPPA) - non-statutory agreement (including  
Nursery and Garden Industry Ass) on plants NOT to be sold, propagated  
or distributed in NZ**

*Alternanthera philoxeroides* - Alligator Weed  
*Sagittaria montevidensis* - Arrowhead  
*Sagittaria sagittifolia* - Arrowhead  
*Utricularia gibba* - Bladderwort  
*Utricularia arenaria*, *U. livida*, *U. sandersonii* - Bladderworts  
*Menyanthes trifoliata* - Bogbean  
*Schoenoplectus californicus* - Californian Bulrush  
*Potamogeton perfoliatus* - Clasped pondweed  
*Vallisneria australis* - Eelgrass  
*Vallisneria spiralis* - Eelgrass  
*Egeria densa* - Egeria  
*Nymphoides peltata* - Fringed Water Lily  
*Arundo donax* - Giant Reed  
*Typha latifolia* - Great Reedmace

*Ceratophyllum demersum* - Hornwort  
*Equisetum* - Horsetail (all species)  
*Hydrilla verticillata* - Hydrilla  
*Zizania latifolia* - Manchurian Wild Rice  
*Nymphoides geminata* - Marshwort  
*Nymphaea mexicana* - Mexican Waterlily  
*Lagarosiphon major* - Oxygen Weed  
*Myriophyllum aquaticum* - Parrot's Feather  
*Phragmites australis* - Phragmites  
*Ludwigia peploides* subsp.  
*Montevidensis* - Primrose Willow  
*Lythrum salicaria* - Purple Loosestrife  
*Sagittaria platyphylla* - *Sagittaria*, Delta Arrowhead  
*Salvinia molesta* - Salvinia  
*Gymnocoronis spilanthoides* - Senegal Tea  
*Eichhornia crassipes* - Water Hyacinth  
*Pistia stratiotes* - Water Lettuce  
*Hydrocleys nymphoides* - Water Poppy  
*Iris pseudacorus* - Yellow Flag Iris  
*Nuphar lutea* - Yellow Water Lily

- Simon Check NZKA

**This 'something different' comes to you courtesy of**



FEDERATION OF NEW ZEALAND  
AQUATIC SOCIETIES (INC.)

FOUNDED 1953

ISSN 1173-8375

**NEW ZEALAND**

**AQUARIUM WORLD**

**BOOKING FORM**

Festival of Fishkeeping &amp; Water Gardening Weekend

26th, 27<sup>th</sup>, & 28<sup>th</sup> October 2012

Sand Bay Leisure Resort, 67 Beach Road, Kewstoke, Weston Super Mare,

North Somerset BS22 9UR

Number of people between the following ages. (Age at date of weekend)												
Under 2	2 - 4	5-9	10 - 15	16 - 17	18 - 23	24 - 41	42 - 59	60+	Total Persons	Total Rooms Chosen	Please Tick if Disabled	Please tick if Wheelchair Ramp is needed
Name of Society if any		1 / We would prefer bed type		Single	Twin	Double	Accommodation		Please Circle		Please Circle	
									Yes	No	Bath	Showers
		Noted but not Guaranteed					Have you relative type in fully booked, I will accept the same alternative					
Mr Mrs Miss	First Name of Person Responsible		Surname			Address Mobile/Telephone Number		Child sharing your room, these two rooms suitable available with 3 single beds		Ground Floor Room		
Tariff	Please indicate the number of nights -->				Three Nights		Two Nights					
Adults 16+	Children 10 - 15 Years		Children 5-9 Years		Children 2 - 4 Years		Infants Under 2 Years					
Two Night Weekend	Two Night Weekend		Two Night Weekend		Two Night Weekend		Two Night Weekend		Two Night Weekend			
£110.00 pp	£60.00 pp		£40.00 pp		£20.00 pp		£20.00 pp		Free			
Three Night Weekend	Three Night Weekend		Three Night Weekend		Three Night Weekend		Three Night Weekend		Three Night Weekend			
£130.00 pp	£80.00 pp		£50.00 pp		£25.00 pp		£25.00 pp		Free			
<b>Deposit &amp; Insurance Premiums</b>												
I ENCLOSE THE REQUIRED DEPOSIT £.....IN TOTAL AT £20 PER PERSON												
BALANCE IN FULL TO BE PAID BY <b>1<sup>st</sup> SEPTEMBER 2012</b>												
PLEASE MAKE ALL CHEQUES PAYABLE TO <b>FBA</b> THANK YOU												
INSURANCE TO COVER SICKNESS ONLY WITH A DOCTORS CERTIFICATE												
PREMIUM £..... IN TOTAL AT £4.50 PER PERSON												
FOR ALL PERSONS OVER 16 YEARS OLD.												
INSURANCE PREMIUMS MUST BE PAID AT THE TIME OF BOOKING												
REQUIRED / NOT REQUIRED												
SIGNATURE:.....Date:.....												
<b>DECLARATION</b>												
I HAVE READ THE CONDITIONS SET OUT ON THIS FORM AND AGREE ON BEHALF OF ALL PERSONS NAMED ABOVE TO ABIDE BY THESE CONDITIONS. I ACCEPT THE CHARGES FOR THE ACCOMMODATION AND AGREE TO PAY THE BALANCE BY THE 1 <sup>st</sup> SEPTEMBER 2012												
SIGNATURE.....												

Please return the completed form with your deposit or full amount whichever is applicable to:

Grace Nethersell, 8 Acacia Avenue, Brentford, Middlesex, TW8 5NR.

Telephone: 020 8847 3586

# Festival of Fishkeeping

supported by



## Practical Fishkeeping

**Sand Bay, Weston-super-Mare**  
**26-28<sup>th</sup> October 2012**

For details of the Festival and accommodation reservations from:

Grace Nethersell on 020 8847 3586 or [gracenethersell@gmail.com](mailto:gracenethersell@gmail.com)

*Martyn*  
leisurebreaks



[www.martynleisurebreaks.co.uk](http://www.martynleisurebreaks.co.uk)



# FESTIVAL COUNTDOWN

The Festival of Fishkeeping traditionally marks the end of 'the season' for exhibiting fishkeepers and surely signals a welcome rest for the thousands of fish that have been travelling the length and breadth of the UK since early Spring.

Culminating in the 'Supreme Championship Final,' the Festival offers resident and visiting fishkeepers the opportunity to see top-class fish form all aspects of the hobby at their very best - especially if they are to win some of the prestigious competitions held throughout the weekend.

Apart from these well-known contests, this year sees a new ladies only event - the **Nano Furnished Aquarium Competition**, supported by Aqua One.

To enter the Competition is simplicity itself: all you need to do is to be a Lady Resident booked in for the Festival and pre-register your entry by September 28<sup>th</sup>. A complete AquaNano 30 kit, with additional replica plant decorations, will be reserved for you and you have until 10am on the Saturday morning of the Festival to complete your entry. Entries will be accepted on a 'first come, first served' basis.

Open to any Lady Resident at the Festival of Fishkeeping. One entry per person (Tropical or Coldwater). Overall Entries total will be limited to 10.

Register your entry by sending your details (Name, address, contact information etc) to:

**PETER ANDERSON, 4 Copthall Close, Chalfont St Peter,  
Buckinghamshire SL9 0DH  
Tel: 01753 882873 Email: [peter.anderson@uwclub.net](mailto:peter.anderson@uwclub.net)**

An added attraction this year has been inspired in celebration of this Diamond Jubilee Year. Specially-designated Diamond Classes have been included at Societies' Open Shows throughout the season and winners from these Classes will be lining up for a **Diamond Class Final** at the Festival.

Everyone loves a winner - apart from fellow competitors perhaps - and there's a chance to become, or even just recognise, the **'King of the Winners'** this year.

A lot of time and effort goes into becoming a successful exhibitor over the year, and this is to be recognised publicly. Again, it's a culmination of Open Show events as winners from these have been clocking up Award Points (Fish Miles?) throughout the year.

Awarded at the conclusion of the Festival of Fishkeeping, a Perpetual Trophy will go to the winner and/or the highest placed individual exhibitor, plus Certificates of Merit awarded down to 6th place.

If all this activity sounds daunting, then why not take advantage to relax in the very social atmosphere of the Festival and enjoy the evenings' high-class entertainments? Of course, this is the 'perks' of being a resident but day visitors are being extra-rewarded this year too.

In addition to **FREE ENTRY**, courtesy of Rolf C Hagen, each Day Visitor will be given a **Lucky Draw Door Ticket** on arrival at the Festival. On each of the public days - Saturday and Sunday - the Draw will be made at 4pm and the lucky winner will receive specially donated gifts, a perfect end to a great day out.



## **PORT TALBOT'S BEST PAIR**

We send our best congratulations and wishes for a very happy future together to Rob Thomas and Clare Davies, of Port Talbot A.S., who married recently.

## EUROSTYLE

Are simply the most stunning pieces of aquatic furniture your living room could hope for. These extra tall aquaria offer large screen viewing. With top of the range external canister filters, T5 lighting and heaters as well as modern chunky cabinets of the highest quality, you might expect them to be high end price. We think you will be pleasantly surprised.



### Total dimensions:

**EuroStyle 80** - 180L

80w x 140h x 42d cm

**EuroStyle 100** - 240L

100w x 140h x 42d cm

**EuroStyle 120** - 300L

120w x 140h x 45d cm

Aquariums are available in Black or Oak and cabinets in the same matching colours. However, they can be mixed and matched if a Black tank on Oak cabinet is your preference.



Delivering large screen aquatics  
to your living room

For more information visit [www.aquaone.co.uk](http://www.aquaone.co.uk)





All AquaStart aquariums come complete with a reliable, easy to maintain filtration system and built-in lighting.



Add one of our stylish cabinets in Black Ash or Oak finish and transform your aquarium into a stunning piece of living room furniture.

#### Total dimensions:

**AquaStart 500** - 85L

50w x 121h x 34d cm

**AquaStart 600** - 80L

60w x 130h x 31d cm

**AquaStart 900** - 165L

90w x 134h x 40d cm

## AQUASTART

AquaStart aquariums are the perfect introduction to fishkeeping, with tanks ranging from 28L to 165L. Whether you are looking for a funky bright coloured tank for the children's bedroom, a stylish tank for the kitchen worktop or a magnificent set up for the lounge, the AquaStart range of bow fronted glass aquariums is ideal.



The AquaStart 600 and 900 offer serious space for more or larger fish species and more imaginative aquascaping. Matching contemporary cabinets will add designer appeal to your home.

#### Aquarium dimensions:

**AquaStart 320** - 28L

30w x 38h x 33d cm

**AquaStart 320T** - 36L

30w x 46h x 33d cm

**AquaStart 340** - 40L

35w x 44h x 36d cm





## Joyce Rundle, Plymouth A.S.

At first glance, you might be forgiven for assuming that Joyce was a great supporting act being that she accompanied her husband Bill wherever he went on his Fishkeeping business as a Judge and latterly as FBAS President. Indeed, for someone to spend up to eight hours a day travelling up to the FBAS Assemblies every three months almost deserves an Award in itself.

Joyce was obviously a great 'giver' and was also a dedicated member of her local Society for whom she was Treasurer for many years. Everyone knows that Bill was a printer at heart (when he wasn't going on about his beloved railway) and here again Joyce was almost an equal power. Although 'hot metal' has gone out of printing now we're all digital, Joyce was a willing compositor and printing press assistant to Bill and was responsible for much of the output emanating from their 'print room' at their home in St Judes.

With the onset of age, Joyce took it upon herself to monitor Bill's well-being once he retired from judging and more than once managed to get Bill through some somewhat sticky patches of ill-health. This must have put an immense strain upon her and, sadly, she did begin to suffer physically.

We were all totally shocked at the news of her passing and join her family and Plymouth A.S. in mourning her sudden loss.

# JOYCE RUNDLE

John Rundle, Plymouth A.S., pays a personal tribute

It was with great sadness that I heard of Joyce Rundle's passing on Thursday 28<sup>th</sup> of June.

Joyce, along with Bill, joined the then Plymouth and District Aquarist and Pondkeepers Society in 1954 and from the very first day she became someone who was to give the Society and hobby in general many hours of her time and dedication.

When I attended my first meeting of the Plymouth Fishkeepers Society in 1963 the first person that welcomed me was Joyce, who at this time was the Society Treasurer.

When I gave her my address she told me that she lived close to where I lived and it was not long before I was invited to see Bill's fish house. From that first visit to Bill and Joyce's home a strong friendship developed not only with me but with my wife Eileen and my daughter Julie. They say that behind every great man is a great woman and this was certainly the case with Bill and Joyce.

Wherever Bill went to support either the Plymouth Fishkeepers Society or the FBAS there would be Joyce and you could not find a better ambassador to promote the hobby than Joyce.

For the Plymouth Society Joyce was always there at any function be it a Society meeting, interclub Show, open Show or social event. When we ran the Open Shows it was Joyce who organized the lunch for the Judges, and when I became Chairman I was lucky enough to sit with the Judges and partake of the superb food supplied by Joyce.

During the many years she was a Society member she had been Secretary, Treasurer and Committee Member and when not in post she was there at the Society meetings. She would also accompany Bill on his trips to London as Plymouth's representative at FBAS meetings.

At the Hampton Court Flower Show she would be seen on the FBAS plant stand with Bill giving good advice to the public on the subject of aquatic and marginal plants; add to this she would be seen at the FBAS Festival of Fishkeeping.

Joyce and Bill's house was always open to anyone interested the fishkeeping hobby, with Joyce always being the perfect hostess. There was a time in the 1970's when a group of Plymouth Society members would meet at Bill and Joyce's house every Sunday morning where the conversation would be of on fishkeeping and at times they would put the world to rights. Joyce would be there supplying the coffee and her special sausage rolls that would melt in your mouth.

Living so close to Bill and Joyce meant that it was easy for me to visit, yet there was a time when one these visits did not go down well. I had just purchased one the new chocolate Siamese Fighters. So I was off with my fish in a jar to show Bill this beautiful fish. I rang the doorbell and it was Joyce who answered the door and welcomed me in.

She told me that Bill was in the dining room, as I entered I knew that something special was going on. There was the table laid for an obvious special occasion, Bill was sat at the table just about to tuck into a meal that Joyce had cooked. It was their wedding anniversary and there was me bursting in on their special night! If that was not bad enough the worse was to come,

Bill curtly asked what I wanted then as I held the jar that held the Fighter over the table to show him, the jar slipped from my hand. Catastrophe! There was a Siamese Fighter flapping about on the beautifully laid table and a jar full of water not only on the table but in the food. While Bill and I were in bit of a panic, Joyce was cool, rescued the fish and assured me all was OK, which was typical of Joyce. I collected the fish and made a hasty retreat for the door! It became story that Joyce loved to tell for many a year.

Joyce will not only be missed by the members of Plymouth Fishkeepers but also many people in the hobby from all over the country that had the pleasure of being in company of a wonderful lady.



## John Cowan, Solway A.S.

John Cowan was one of those people that you knew you'd seen around quite often but couldn't always remember his name. All you'd remember was that he was Scottish having a very distinctive accent for one thing and an equally distinctive sense of humour for another. Many people enjoyed the ragging that ensued between John and his friends and it was equally dismissed as 'cross-Border banter.'

Coming from Dumfries, John was well-placed to frequent both Scottish and English fishkeeping activities and consequently was a familiar face at Open Shows on both sides of the Border.

In recent years, John became a regular Judge at TTAA Societies whenever the availability of Judges was limited. He had no problem in adapting to judging systems different to his own loyalties. He was on the books as an FNAS Judge although most would have regarded him as a Scottish Judge.


Due to his geographical location, it follows that whenever John 'officiated' there was no nearby Club and he must have clocked up plenty of 'fish miles' in his judging capacity. This willingness to help out Societies some distance from his home meant that he became well-liked and welcomed wherever he went.

We have lost a valued Judge and fishkeeping friend, and we send our condolences to Stella and the rest of John's family and Solway members at this sad time.





# D.J.A.Y. Aquarist Society



## 2012 Open Show Report

**THANK  
YOU**

Dear Aquarist

This Sunday just gone (19/08/12) D.J.A.Y AS held its first open show, run to FBAS standards in Sheffield before I go any further I on behalf of all at D.J.A.Y would like to offer my special thanks to everyone who helped to make the day as good as it was. Of course we made some minor errors along the way and have took these comments on board and hope that our next show is even better. I wont go into a list of people to thank as there was that many that I am sure we will forget one, you all know who you are just don't all come up for a drink as payment at Weston or if you do see Jamie!

We started the Saturday night to get the tables and benching areas ready for the exhibits to start to arrive on the Sunday morning. and little did we expect such a good turn out for our first show 259 entries was a lot more than we expected !



Left

The preparation tables where well received and kept the benching area clear for benching.

Right

The exhibits area we ended up having to add another two tables to the area to cope with the exhibits.

After benching was completed Ste Chester from the BCA gave a talk on Fish Houses of the UK which was well received by the crowd shortly afterwards the chairs where removed to allow the sales area to start trading (this is one area we need to better next year) Many bargains where on offer and many people snapped up the bargains before the person behind them got them !



I am also pleased to report that SOS (Save Our Soldiers Charity) also raised £35.00 from crisp and pop donations.

Well the shows over and now its time to move on and start thinking about the next show which we hope you will support and if you missed this one we hope you can make the next show in 2013 !


There is lots more photos and stats from the show on our Face Book page [www.facebook.com/fishshows](http://www.facebook.com/fishshows) why not take a look they may even be photos of fish from your show on there.

Best Regards

Dave Kirk D.J.A.Y. Chairman




## On Facebook?



**Join the Group for Fishkeepers, Exhibitors and Judges.**

Simply search Facebook for **FB4AS**  
(FaceBookForAquristS)

The Group has been set up on Facebook to share and promote our fishkeeping hobby and the opportunity for exhibitors, judges and all others interested. Can also be used for Open Show publicity, Festival events and to support FBAS via [fbas.co.uk](http://fbas.co.uk)



Well where has the summer gone?  
Rain, rain, and more rain. So we set  
off and it was "Weymouth, here we  
come.'

We had booked to go to the same B & B that we used two years ago; at that time we had wall-to-wall blue skies, so we were hoping for the best. At least it was a chance to get away from it all - including the fish. When we arrived, the sun was shining and I thought "great".

As we were shown to our room and unpacked our case, I felt on top of the world. But the moment we walked outside, yes the rain came down. It did not just rain, it fell down 'cats and dogs.' Next morning I looked out of the window, and yes it was raining! Never mind, I have a full English to look forward too (no girls, not a man, I only wish!)



As we walked in the lounge what had changed - a whopping great fish tank was now in front of me.

Malcolm eyes lit up, you would have thought he had meet a long lost friend. Lots of chat going on between him and the landlady and a cold breakfast as well.

Not to be put off by the rain once again we set off into town. My watch said it was time for a drink and a bowl of chips, so we went into the first pub to get out of the rain. When we got inside, yes we were met by .....



yet another fish tank. I could not believe it!

This tank had some of those large Silver Dollars like Joe gave Malcolm.



Determined to escape from meeting up with fish at every turn we took, we sought continual refuge in the amusement arcades much to the satisfaction of our grandchildren (and probably their Dad and Grandad too!).

All too soon this 'lovely' holiday coming to an end and with all that rain and a suitcase of wet clothes I was looking forward to get home.



As if to rub it in, the weather decided to turn out nice (on the day we were due come back!) so we did see Weymouth a little at it's best - and how we had expected it to be.



We did stop for a coffee break on the way home, I remember this coffee stop was a "Little Chef" the last time we were here and for once it was not raining.

Oh no, yes, you guessed it ----



there was a fish tank, so the camera was clicking yet once again!

Well, fish do have their good points - at least I could dry the clothes out in the Fish House.

"Can't wait till next year".



# Travel in Style



After last issue's expose of the latest packaging for fish, my mind was taken back to yesteryear and the days of the old '4 X 4' jars with the screw on black lids.

These popular containers were the standard 'Show Jar' of their day (unless you had a large fish which meant you upgraded to a 'Sweet Jar' laying on its side!

Travelling with tropical fish always meant trying to keep the fish from becoming chilled and some form of insulated containers quickly became the norm.

With polystyrene being an easily cut material (a hot wire device was favourite, although a very sharp Stanley Knife or razor blade would do instead), it was almost too easy to fabricate an external plywood box and simply line it to hold the required number of jars.

Of course, it didn't stop there, as many 'Show Jar Boxes' soon became emblazoned with Society Logos or, if you were successful enough, covered with First Place stickers.



## *Re-discovering Jack Dempsey*

*Rocio octofasciata* (Regan 1903) as it is known today after a name change from *Cichlasoma octofasciatum* a name that was familiar (and correct) for many years.

I first kept these fish after seeing a pair in a small back street retailer in Ealing before I left school. They looked fantastic and over the years I have always kept one or a pair.

Their natural home is in South Mexico, Guatemala and Honduras. Like their namesake, the famous American boxer, they can be quite aggressive, not only to other fish but their own species. However when a pair get on well, and breed, they become mates for life.

It was only in the last couple of years that I had not kept any of these Cichlids as I had rearranged my tanks to keep smaller fish. Whilst visiting a wholesaler to collect some plants for the Furnished Aquaria Classes at last year's Festival of Fishkeeping I saw in a tank several small but colourful fish. Sure I could see they were a Cichlid but what species were they?



I was told they were in fact "Electric Blue" Jack Dempsey. I just had to have some! The shop owner said they were pricy. He was right about that but I brought two, just in case one died.

Well time, has gone by and they have doubled in size They are in an aquarium with female Siamese Fighters and about 18 *Corydoras* and everyone is getting on fine. I have now set up a 3ft tank for them but I'm quite happy to leave them where they are for now.

If they ever get full size (and they keep their colour) I am sure they will be Show-stoppers. So, John Egan, watch out!

Malcolm

## Trial for a new Judging Sheet

**JUDGING SHEET** SPONSORED BY 

**JUDGES' OVERALL QUALITY ASSESSMENT**

State	FEATURES POINTED	GOOD
Date		AVERAGE
Class No.		POOR
Club & Department		
Exhibit No.		
Exhibit Name	Total	REMARKS
1st No.		
2nd No.		
3rd No.		
4th No.		

**JUDGES' NAME** 1st No: Pts 2nd No: Pts 3rd No: Pts 4th No: Pts

**JUDGES' SIGNATURE** 1st No: Pts 2nd No: Pts 3rd No: Pts 4th No: Pts

**EXHIBITOR'S NAME** **SHOW SECRETARY USE ONLY**

Ever wondered who owned those prize-winning fish? Now you can find out.

At the ASAS Show a new section on an amended Judging Sheet will Show just such details, so if you want to know how to keep, breed – or even buy – those prizewinning fish you are just that step nearer to doing so.

Thanks to our friends in YAAS for giving us the idea.

<b>1st No:</b>	<b>Pts</b>	<b>EXHIBITOR'S NAME</b> <b>SHOW SECRETARY USE ONLY</b>
<b>2nd No:</b>	<b>Pts</b>	
<b>3rd No:</b>	<b>Pts</b>	
<b>4th No:</b>	<b>Pts</b>	



# The Interview

The Editor talks to Janet Mills,  
wife of FBAS President Dick Mills.

When you first met Dick did he keep fish?

Dick was given a coldwater aquarium for passing the 11+ examination but he didn't keep fish when I first met him.

Can you remember when Dick had his first Aquarium and did you like the idea at the time?

Dick bought his first aquarium when we moved into our house in Perivale and I was delighted – in fact, I used to read all the fish books and knew almost as much as he did – but then the children came along and took priority.

Did you, or have you, a hobby of your own?

I have always enjoyed pottering in the garden and, although it sounds boring – knitting - and I have always belonged to a Keep Fit Class.

Was there any connection between Dick's work at the BBC with Doctor Who and his keeping of fish?

No. They are worlds apart and I think that it was a good thing that he could come home and 'switch off' from all the noises of the Radiophonic Workshop.

Have you always attended Fish Club meetings and, if so, why?

No. I only joined Hounslow Fish Club when I retired in 1999, but I used to attend its social events and Open Shows.

Going back some years, Fish Clubs had quite a social scene, with Annual Dances and some holding Dinner and Dances. Do you feel the lack of these events has contributed in so many Clubs closing down?

I think it's a sign of the times. People seem reluctant to join any kind of Club, not just Fish Clubs. I wonder if the Internet has anything to do with it, with all the information it supplies.

As a Committee Member of Hounslow Fish Club do you keep fish yourself?

I think we consider the fish to be 'ours' but I would say I tend to the pond more than Dick, as it's part of gardening.

You have a very fine pond in your garden, as a keen gardener did you have any involvement into its construction?

Very much so! We dug the pond out together in that very hot August about 14 years ago. It's hardly magnificent but we're pleased with it.

It is often said by those active within our hobby, that Club life will be gone forever in 10 years from now. However, they also said at least 10 years ago - and we are still here! Any thoughts?

We have a few younger members who have joined in recent years but I question whether they would commit themselves as much as past members have, but I like to feel optimistic.

After being connected with the hobby for some time, what do you feel the hobby has done for you? (No unprintable comments please Janet!)

I really do enjoy the social side of the Club and we have met some very good friends as a result. Fishkeepers' hands are usually very clean!

Thank you, Janet for letting me have this interview with you and giving up your time. Many of our readers (hopefully the ladies in our hobby) will find it interesting reading, I know this will be passed on to Dick to download into the Bulletin, adding more time to him looking into that computer screen yet again. Well, on the upside, like Gloria with me, it will give you the chance to watch the TV program of *your* choice.

# WHO'D HAVE THOUGHT IT? CORYDORAS HAVE A PREDATOR!

*Corydoras* has long been the ideal catfish to keep in a community aquarium and is often the first catfish an aquarist new to the hobby purchases. These fantastic catfish cause no harm to the other fishy members within the aquarium and no other species of fish do harm to them.



*Corydoras robustus*

There are over 100 species of *Corydoras* varying in size from *Corydoras hastatus* males (20mm) to *Corydoras robustus* males (70mm) with females of the species being slightly larger (FBAS Showfish Sizes 2012). They are all basically the same in shape but, of course, vary in colour and body patterns.

In their natural habitat the same species group together and swim in shoals, so always add four or more when purchasing them for your aquaria (different species will live together very well).



However, in the wild they do have a predator in their natural habitat, *Hoplias malabaricus* belonging to the family Erythrinidae, a Characin that can grow to 450mm or larger. They are ferocious, in fact I would say awesome, these

toothed predators that even Piranhas respect, as they are absolute monsters! Their colouration is sandy brown with darker body flecking that extends through the finnage. As they lay silent on the substrate their colour will change to keep them hidden, where they lie in wait for their prey to swim past.

During the months from April to September 1993, David Sands carried out a series of experiments and observations to record the effects of this predator on *Corydoras*. These experiments were based on visual Introduction of a live predatory species *Hoplias malabaricus* (Bloch 1794).

They were introduced, but kept from the *Corydoras* in a separate all-glass aquarium within the main aquarium that housed the *Corydoras*.



Prior to using a live specimen David Sands used a model of the predator, hand-carved by Brian Walsh, at that time Chairman of Darwen Aquarist Society.

The model was attached to a nylon thread and with a pulley arrangement was lowered and removed from the aquarium housing the *Corydoras*; the aquarium had a sandy bottom plus a branch of wood to add cover.

The fish used were *Corydoras adolfi* and *Corydoras imitator*. Later during the experiments, *Corydoras davidsandsi* was added having similar dorsal pattern to *Corydoras adolfi* and *Imitator*.

Once the *Corydoras* were acting normally, the model was lowered into the aquarium to rest on the substrate. At varying intervals, both species exhibited 'freezing' behaviour, a form of defence thought to be widespread, and was evidence of fright by the *Corydoras*.

In the presence of the model, *C. imitator* moved away as a group, however at times they zigzagged as they found cover. This behaviour was not observed in *C adolfi*, a reaction more hydrodynamic,

Much of the same reaction occurred when the live predator was placed in the inner aquarium still seen by the *Corydoras*, As a substrate-haunting species *Hoplias malabaricus* lay on the sand often seen taking up a parallel niche with the *Corydoras*. This predator can be difficult to see (even though our predator was some 250mm long) as its colour changes to match the substrate.

Most of the time during experiments *Corydoras imitator* remained within the cover of the branch. However when our predator fish seemed to get fed up with waiting for the small shoal of *Corydoras* to move it showed vigorous swimming movements and this would drive the *Corydoras* out from their hiding place. At times, this would make the *Corydoras* shoal swimming head to tail, swimming, swirling as a group, often forming a ball, creating avoidance tactics. This type of display had been recorded by Pitcher 1983 & Pitcher and Parrish 1993.

Whilst carrying out these experiments there was spawning of *Corydoras adolfoi* on one of the glass panels; as they developed into fry of 10mm, they showed a speckled pattern. At no time was the *Hoplias malabaricus* seen to be attracted by the fry and in a few days they were then removed to another aquarium.

During all of his experiments, David Sands set standard techniques for measuring behaviour (Martin & Bateson, 1986). These experiments being carried out in accordance with the Animals (Scientific Procedures) Act 1986. All live and model predator experiments were carried out under Home Office approved project and personal licences (PIL 40/03629) whilst the welfare of the fishes was paramount.


As Editor, I am grateful to David for his experiments that have given an insight to the behaviour of *Corydoras* when threatened by a predator.

Ref: D D Sands, University of Liverpool School of Life Sciences.  
Journal of Ichthyology and Aquatic Biology Vol 1 (2) August 1994

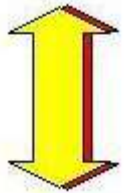
# EVENTS DIARY 2012

(full details can be found on FBAS website [www.fbas.co.uk](http://www.fbas.co.uk) )

<b>FBAS ASSEMBLY 2pm (tel:01424 431016)</b>	<b>1/9/12</b>
A.S.A.S. Open Show	2/9/12
NORTHERN GOLDFISH & P.S. Open Show	8/9/12
FED. SCOTTISH A.S. Auction	9/9/12
RYEDALE A.S. Open Show & Auction	9/9/12
HOUNSLOW & D.A.S. Open Show NEW VENUE	15/9/12
CATFISH STUDY GROUP Open Show & Auction	16/7/12
GOLDFISH SOCIETY OF GREAT BRITAIN Open Show	22/9/12
PRESTON & D.A.S. Convention	23/9/12
BASINGSTOKE A.S. Open Show	23/9/12
FAIR CITY A.S. Open Show & Auction	30/9/12
GT MANCHESTER CICHLID SOCIETY Auction	30/9/12
SHEAF VALLEY A.S. Open Show Auction	30/9/12
BJA CONVENTION	5-7/10/12
SCOTTISH AQUARIST FESTIVAL	7/10/12
BRITISH LIVEBEARERS ASSOCIATION Convention	11-14/10/12
KIRKALDY A.S. Auction	14/10/12
CATFISH STUDY GROUP Meeting	21/10/12
S.T.A.M.P.S. Auction	21/10/12
<b>FESTIVAL OF FISHKEEPING</b>	<b>26-28/10/2012</b>
BIRTLEY A.S. Auction	4/11/12
N.W. CICHLID GROUP	4/11/12
<b>AQUATICS LIVE! Olympia</b>	<b>10-11/11/12</b>
BRADFORD A.S. Open Show & Auction	11/11/12
S.C.C.R.S. Auction	11/11/12
CASTLEFORD A.S. Auction 7.30pm	21/11/12
<b>FBAS ASSEMBLY 2pm (tel:01424 431016)</b>	<b>1/12/2012</b>
CATFISH STUDY GROUP Christmas Party	9/12/12
HOUNSLOW & D.A.S. Christmas Party	12/12/12



**USE THE FBAS WEBSITE TO  
DOWNLOAD FBAS EVENT NEWS  
PUBLICATIONS, BULLETIN  
UPLOAD YOUR SOCIETY'S  
SHOW SCHEDULE!**



# FLUVAL®



THE WORLD'S MOST ADVANCED AQUARIUM FILTER

FIND OUT MORE AT  
[www.fluval-g.com](http://www.fluval-g.com)